

LEBER

CATALOGUE

*Shaping the silhouette
of urban environment*

*Multi-Level
Play Structure*

*Free Play
& Exploration*

Whoosh!

Slide

Nest Swing

*Woven
Protective
Mesh*

Obstacle Course



Contents

About Leber

About Leber	5
Quality Standards	7
Global Presence	8
Awards & Recognition	11
Partners	13
Production Stages	14
Manufacturing Capabilities	17
ESG Strategy: Our Commitment to Sustainability	18
The Leber Neurodynamic Approach	20
Materials: Timber Solutions	22
Materials: Metal & Technical Components	24
Core Technologies	27

Products

Customization Levels	30
Customization of Standard Equipment	32
From Vision to Execution	34
Development Stages	37
Leber Partner Personal Account: a Hub for Professionals	38
Design Concepts	40

Scientific Playgrounds	60
-----------------------------------------	-----------

Playground Equipment	72
-----------------------------------	-----------

Play Systems	75
Design-series	89
Rope Climbing Playgrounds	119
Seesaws	122
Trampolines	126
Geoplastics	130
Children's benches and tables and slides	132

Play Modules	133
Spring Riders	135
Carousels	138
Swings	141
Sandpits and sand courts	144
Educational Modules and Musical Instruments	146

Sports Equipment	150
-------------------------------	------------

Workout Systems	154
Sports play equipment	166
Sports Fence and Sports canopies and stands	168
Fitness Stations	171
Children's Sports Complexes	173
Sports Modules	175
Outdoor exercise equipment	182

Street & Park	188
--------------------------------	------------

Park sofas and park swings	190
Pergolas and awnings and tables	194
Bins and flowerpots.....	195

Dog Park Modules	196
-------------------------------	------------

Leber Furniture	210
------------------------------	------------



About Leber


Leber is a premier manufacturer of innovative play and sports equipment.

Since 2010, we have been shaping the industry by setting new standards for safe, modern, and engaging urban environments.

Today, Leber has a global footprint, delivering world-class projects to more than 14 countries


across the CIS, the Middle East, Southeast Asia, Latin America, Europe, and Africa.

Why Choose Leber?




INDUSTRY LEADERSHIP & PROVEN SCALE

With over 11,000 play and sports spaces installed worldwide, we lead the market in both volume and quality. Our work has been recognized with the industry's most prestigious awards, including Golden Bear national award for the best children's playgrounds.



GLOBAL PROJECT EXPERTISE

International clients trust Leber with their most ambitious landmark projects. Our portfolio features world-class installations, such as a bespoke playground integrated into an aircraft in Riyadh, a signature play space at the iconic City Walk in Dubai, and premium residential landscaping in Brasília.



FULL-CYCLE IN-HOUSE PRODUCTION

Our infrastructure includes a state-of-the-art manufacturing plant, extensive warehousing, a dedicated construction and installation division, and our own logistics fleet. Every project is driven by our in-house R&D, design bureaus, and a dedicated client relations team.



QUALITY & WARRANTY

Our TR EAEU and TÜV certifications confirm that Leber equipment meets the highest global safety standards. The official «Made in Russia» status and advanced industrial recognition prove the technological reliability of every product. We provide an industry-leading warranty of up to 15 years.

LeberCare
Warranty





Quality Standards

EAC

FULL COMPLIANCE WITH EAEU TR 042/2017

All Leber equipment is fully certified. Strict adherence to safety regulations ensures a seamless commissioning process for your projects and 100% peace of mind about child safety.

TÜV

GLOBAL QUALITY CERTIFIED BY TÜV AUSTRIA

Our playgrounds are recognized by this leading independent European body for meeting the highest international benchmarks in design, safety, and ergonomics.



OFFICIAL «MADE IN RUSSIA» DESIGNATION

This hallmark reflects our high degree of vertical integration and localized production. For our clients, this translates to predictable lead times and a supply chain that remains resilient against global import fluctuations.



RIGOROUS TESTING AT EVERY STAGE

Every structure undergoes intensive stress tests for durability, wear resistance, and structural integrity. Leber equipment is specifically engineered to perform under extreme loads and in the harshest climates.



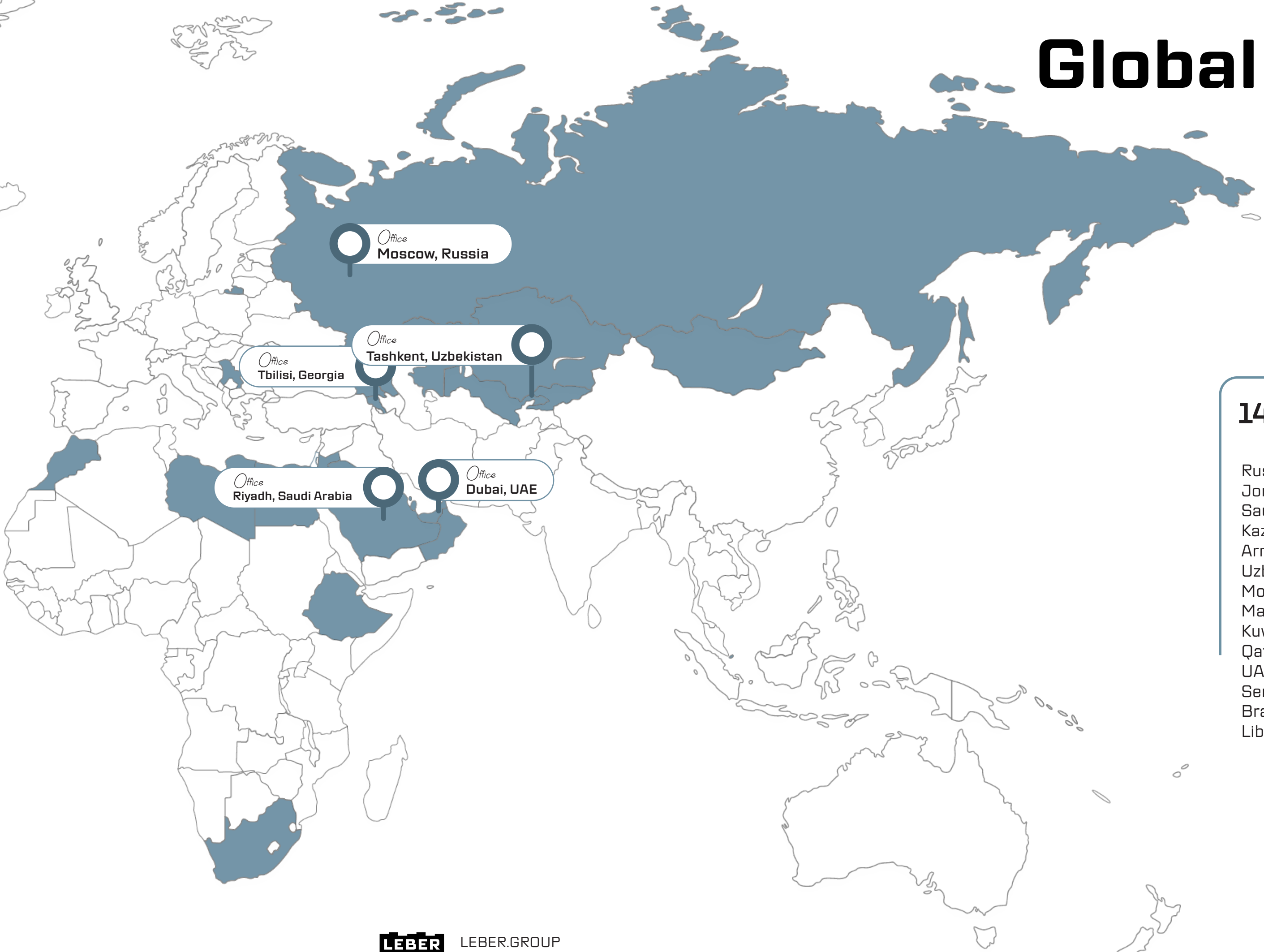
INNOVATION & ADVANCED TECHNOLOGY

Our high-tech certification defines a rigorous engineering process. We leverage advanced technical insights to ensure every installation delivers enduring structural integrity.

Certificates



Global Presence



14 countries of operation

- Russia
- Jordan
- Saudi Arabia
- Kazakhstan
- Armenia
- Uzbekistan
- Mongolia
- Marocco
- Kuwait
- Qatar
- UAE
- Serbia
- Brazil
- Libya

Dealers in 21 countries

- Qatar
- Jordan
- Egypt
- Oman
- Israel
- Serbia
- Singapore
- Kuwait
- Libya
- Kazakhstan
- Armenia
- Kyrgyzstan
- South Africa
- Ethiopia
- Bahrain
- Marocco
- US (Texas, Illinois, California)
- Costa Rica
- Guatemala
- Panama
- Dominican Republic

Projects map



Awards & Recognition



«Golden Bear» National Industry Award
Double Gold Winner in the following categories:
- “Best Playground Systems”,
- “Company of the Year”.



«Golden Mercury» National Award
Established by the Chamber of Commerce and Industry
Winner: “Best Innovative Solutions & Smart Environments”.



«Golden Strategy» Award
Category: “Educational Initiatives” – Recognized for our specialized early-learning equipment line, developed in partnership with the BabyRiki franchise.



Exporter of the Year
Category: Excellence in Global E-commerce.

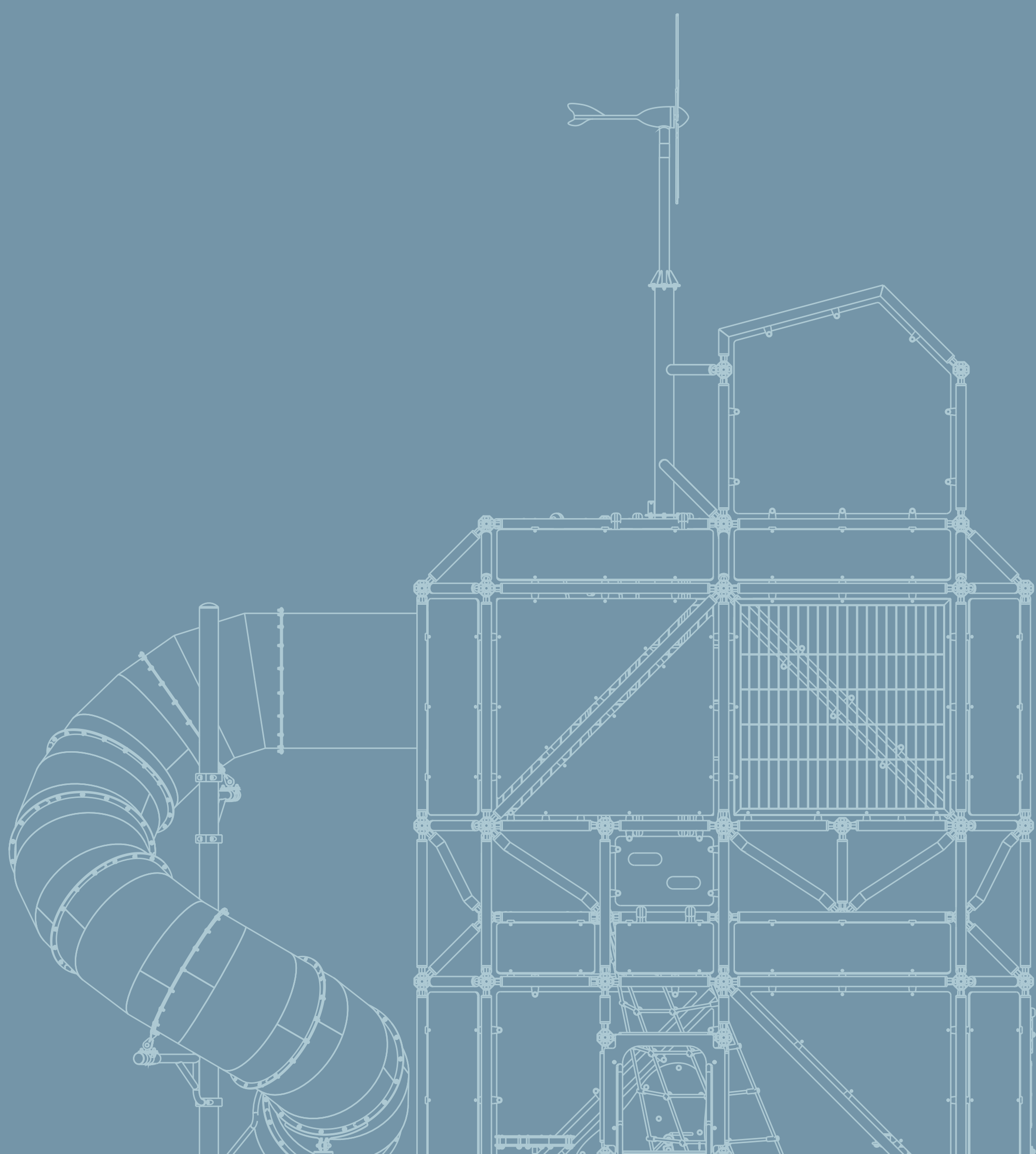


National Construction Industry Index
Ranked #1 in the Urban Landscape Structures category.

Awards



Partners



Production Stages



Metalworking Department

High-precision CNC cutting and bending with tolerances under 0.1 mm. Automated robotic welding and shot blasting provide the optimal substrate for our corrosion and chip-resistant powder coatings.



Sheet Material Department

Automated metal profiling eliminates the risk of manual error. All edges undergo diamond-bit finishing, ensuring perfectly smooth surfaces that are safe for children.



Woodworking Department

We utilize digital template milling for absolute consistency. Multi-stage sanding and the application of specialized protective finishes preserve the wood's natural grain while ensuring long-term resilience against moisture and UV exposure.



Rope & Cable Department

Our specialized facility handles the precision cutting and hydraulic swaging of steel-core reinforced ropes. Every component undergoes rigorous tensile strength testing to ensure it meets our uncompromising safety standards.




Assembly Department

This stage involves the integration of complex systems, from themed play zones to urban landscape structures. Every unit undergoes a pre-shipment test assembly to verify structural integrity and compliance with technical blueprints.



Packaging Department

A multi-layer protective packaging system combined with digital barcode tracking prevents shipping errors and transit damage. This meticulous process ensures that every piece of equipment arrives on-site in pristine, ready-to-install condition.



Production video





Manufacturing Capabilities

Production

Manufacturing Capabilities
The Leber Innovation Center represents a fusion of engineering mastery and high-volume industrial fabrication. Our certified high-tech status, coupled with annual machinery upgrades and digital transformation, enables continuous improvements in product precision and structural resilience.

Mytishchi, Moscow Region

**Metalworking Department
Woodworking Department
Sheet Material Department
Ropes & Assembly Department
Packaging Department**

17 000

units manufactured annually

8 400 M²

total facility area

Warehousing

Our dedicated warehouses in Moscow and Dubai ensure efficient storage of ready-to-ship products and rapid order fulfillment. Optimized logistics, permanent stock reserves, and guaranteed inventory levels shorten delivery times for projects worldwide.

Moscow and Dubai

**Address-Based Storage System
Automated Inventory Management
Same-Day Dispatch
In-House Stock Program
Specialized Protective Packaging**

2 480 M²

Warehouse area in **Moscow**

500 M²

Warehouse area in **Dubai**

ESG Strategy: Our Commitment to Sustainability

At Leber, we integrate environmental responsibility into every stage of our operations. Our team meticulously selects materials and adopts technologies that minimize our ecological footprint while upholding the highest safety standards.

ESG = Environmental + Social + Governance



Environmental: Responsible Production

We prioritize circular economy principles, from ethical raw material sourcing to closed-loop manufacturing.



Partnership with “Green Unity”

Leber is a participant in the environmental initiative “Green Unity,” aimed at restoring forest resources. We support reforestation projects and contribute to preserving ecosystems for the development of a sustainable urban environment.



Responsible material selection

We work exclusively with certified raw materials from verified forestry sources. Each delivery is accompanied by documented proof of legality and safety (“Forest Standard”), ensuring transparency of timber origin and compliance with strict environmental regulations.

Recycled materials

We use recycled metal for embedded components, thereby reducing the amount of waste sent to landfills.



Social: Impact & Community

We support those in greatest need while fostering a strong culture of care.

Philanthropy

Our dedicated initiative to install playgrounds at orphanages was a finalist for the 2025 NGO Media Award.

Active Engagement

The Leber team is personally invested in our mission, volunteering for playground installations at social institutions and participating in family eco-festivals.

Eco-Awareness

We engage the next generation through environmental initiatives—such as tree planting and wildlife conservation projects—cultivating a legacy of responsibility among our employees’ children.



Governance

Optimizing workflows to reduce our environmental impact.

Sustainable Logistics

We prioritize maritime shipping over air freight for international exports. This strategic shift reduces the carbon footprint per container by a factor of 40.

Digital-First Workflow

By transitioning 90% of international meetings to online formats and implementing fully electronic document management, we have drastically reduced travel-related emissions and paper consumption.

Lean Manufacturing

Automated power-down systems during non-operational hours extend machinery lifespan and significantly lower infrastructure energy demand.

The Leber Neurodynamic Approach

Movement is the foundation of cognitive growth. Leber designs play environments as comprehensive developmental ecosystems that stimulate the brain through physical interaction. We transform active play into a catalyst for forging new neural connections, helping children master coordination, focus, and logical reasoning at a natural, intuitive pace.

A neurodynamic playground transforms a common courtyard into an «intelligent» landscape. This fosters strong family loyalty and positions the residential development as a destination where architecture actively nurtures the future generation.



Anna Bykova,
Family and Child Psychologist, Educator,
Art Therapist, and best-selling author
of the «Independent Parent» series.

For millennia, children developed in the wild: climbing trees, leaping over streams, and navigating uneven terrain. This natural movement built strength, coordination, and physical confidence. Today's urban environment—dominated by flat pavements, elevators, and escalators—is convenient but lacks the challenges necessary for healthy physical development.

Modern playgrounds bridge this developmental gap. They provide a vital space for active movement, reintroducing the variety of textures, elevations, and forms essential for a child's cognitive growth.

A well-engineered playground offers comprehensive development. Slides, swings, and carousels stimulate the vestibular system and refine the sense of balance. Ladders, monkey bars, and climbers enhance coordination and build core stability.

Balance beams and logs challenge children to navigate narrow surfaces, which promotes bilateral integration—the synchronization of the brain's hemispheres. Sand zones and tactile elements (gravel, bark, or sand) enrich sensory perception and fine motor skills. Meanwhile, playhouses and benches facilitate role-playing and communication, laying the groundwork for social intelligence. This diversity of structures doesn't just strengthen the body; it stimulates the brain, creating a foundation for holistic growth.

Why Age-Appropriate Zoning Matters

A child's nervous system matures in stages. What represents a healthy challenge for a toddler can be overwhelming for a preschooler and uninspiring for a teenager. Leber spaces are strategically zoned to provide the optimal «level of challenge» for every age group, maintaining engagement without overstimulating the psyche.

Toddlers 2-6 years

Developmental Focus

Sensory integration and basic motor control. Focus on body awareness, balance, and hand-eye coordination.

The Leber Solution

Low-profile balance beams, nest swings, sand play, and tactile panels. The alyshariki line features soft forms and intuitive play themes.

School Age 7-12 years

Perceptual-motor integration: Complex coordination and risk assessment.

Rope structures, climbing walls, and high-intensity slides.

Executive functions: Analyzing cause-and-effect through problem-solving.

Scientific modules and the Fixies line for hands-on physics experiments.

Teens 13+ years

Socialization and endurance. Building strength and agility while fostering social bonds.

Workout zones, complex spatial nets, and secluded lounge areas for socializing away from younger children.

Four Levels of Engagement on Leber Playgrounds



Foundational Comfort

Simple, approachable forms where the child feels secure while exploring the space.



The Play Quest

Intricate routes and transitions that demand sustained attention and spatial reasoning.



Controlled Risk

Climbers and elevation changes that provide necessary vestibular stimulation and grip strength training.



Open-Ended Scenarios

Abstract structures that don't dictate a specific role, allowing children to invent their own rules and narratives.

Materials:

Timber Solutions



Pine

Optimal for regions with extreme temperature fluctuations and high humidity. Multi-stage protection—incorporating deep priming and a premium lacquer finish—seals the grain. This process preserves the wood's organic aesthetics while preventing swelling and moisture absorption.



Aspen

Lightweight yet resilient, aspen remains resin-free and cool to the touch even in direct sunlight. Its ability to dry quickly without warping makes it a superior choice for hot climates; surfaces stay comfortable and safe for children during peak summer heat.



Larch

Known as «nature's stone» for its remarkable hardness and impact resistance. Exceptional density and high natural resin content make larch inherently resistant to decay and wear. It actually strengthens over time, developing a sophisticated and expressive texture.



Robinia (Acacia)

Featuring the highest concentration of natural oils for internal protection. Robinia can withstand direct ground contact for decades without chemical treatment. Over time, it matures into a graceful golden-brown hue while retaining its legendary structural integrity and charm.



Solid Rounded Logs

Crafted from natural trunks, these rounded profiles may develop surface checking (longitudinal cracks) over time. This is a natural characteristic of solid timber as it adapts to ambient humidity and temperature. Such changes do not compromise structural performance and emphasize the material's authentic, organic origin.

Glued Laminated Timber (Glulam)

A high-performance engineered wood that offers superior dimensional stability, surpassing solid timber in strength. Its layered structure maintains precise geometry for years and is virtually immune to cracking.

Premium Laminated Lamellas



Extra Grade: Selected for a flawless, knot-free surface without resin pockets.

Rounded Glulam



Class A: High-quality grade that celebrates natural wood features while maintaining absolute durability.

Materials:

Metal & Technical Components



Stainless Steel

Ultimate durability and corrosion resistance. A shot-blasted matte finish effectively masks micro-scratches, making it perfect for intensive use. This low-maintenance surface retains its premium aesthetic for decades without the need for painting or recoating.



Carbon Steel

The backbone of our structural frameworks. This high-tensile alloy provides exceptional rigidity and stability. It resists deformation even under peak loads, ensuring the long-term safety and structural integrity of every play unit.



Tamper Proof Fasteners

Corrosion-proof stainless steel hardware. Our connections are engineered to remain secure and won't loosen over time. All fasteners are either shielded by protective caps or feature smooth, rounded profiles to eliminate snagging hazards and ensure user safety.



Reinforced Ropes

Steel-core cabling for maximum strength. Internal aluminum ferrules securely lock the intersections to prevent internal abrasion and fraying.



Slides

Domestic production utilizing advanced rotational molding. This seamless casting technique ensures a consistently smooth sliding surface, superior wall thickness, and resilience against extreme thermal expansion and contraction.




UV-Stabilized High-Pressure Laminate (HPL)

An eco-conscious composite engineered from thermosetting resins and cellulose. Integrated UV inhibitors prevent fading and structural degradation caused by solar exposure. HPL maintains its dimensional stability and color vibrancy over the long term.



High-Density Polyethylene (HDPE)

A non-toxic, sustainable material characterized by high impact strength. HDPE resists cracking and delamination, retaining its full mechanical properties and durability even in extreme frost reaching -50°C.



Core Technologies



Abrasive Shot Blasting

Our Process: High-velocity cleaning of metal surfaces using specialized abrasive media to create a precise micro-texture.

The Benefit: This provides superior mechanical bonding. The subsequent coating essentially «fuses» with the substrate, preventing peeling or delamination over time.



Leber Durable Painting

Our Process: Automated application of hybrid polymer formulas in a controlled environment, ensuring total coverage of every square millimeter.


The Benefit: A resilient, smooth finish that withstands intense play and unpredictable weather. The surface is highly resistant to chipping and scratches, while UV-stabilized additives prevent color fading for years.



Robotic Welding

Our Process: Precision automated systems create continuous, flawless seams in structural joints.

The Benefit: Monolithic structural integrity. By removing the risk of human error in critical load-bearing nodes, we guarantee absolute safety even under extreme operational stress.



Leber Zinc Protect

Our Process: Application of a high-concentration zinc-rich protective layer to all steel components.

The Benefit: Four times the standard corrosion resistance. This ensures your site maintains its aesthetic appeal without rust spots appearing after the first season.



Leber Hot Zinc Protect

Our Process: Full immersion of steel elements in a molten zinc bath at 450°C.

The Benefit: Total corrosion immunity on par with global industry leaders. This eliminates oxidation entirely, extending the service life of components up to 50 years, even in harsh maritime or industrial climates.



VR Prototyping

Our Process: We create a «digital twin» of the project to simulate and test play scenarios in a virtual environment.

The Benefit: Ergonomic validation at the blueprint stage. This allows us to refine the user experience and ensure safety standards are met before a single part is manufactured.



MARKHI Spherical Node System

Our Process: Utilizing a patented spatial node connection system originally engineered for large-scale infrastructure.

The Benefit: Signature architectural aesthetics and the ability to build monumental play structures. This technology—proven in airport terminals with spans exceeding 30 meters—guarantees frame rigidity under peak loads.



Stainless Steel Passivation

Our Process: Intensive chemical cleaning and restoration of stainless steel, followed by a high-grade mirror polish.

The Benefit: Lasting brilliance. Without proper passivation, stainless steel can still suffer from «tea staining» (surface oxidation). Our process ensures the material remains truly stainless and pristine.



Standard Protective Packaging

Our Process: Every component is wrapped in shielding material and secured in rigid crates. All hardware is organized in branded kits, and every package is digitally barcoded.

The Benefit: Damage-free transit and significantly faster installation. Clear labeling and organized fasteners allow your team to skip the guesswork and meet strict project deadlines.



Reinforced Long-Distance Logistics Packaging

Our Process: A bespoke protection system for complex routes, utilizing heavy-duty industrial batting to cushion all protruding parts and create reinforced shock-absorbing layers.

The Benefit: Integrity over thousands of kilometers. This extra shielding prevents deformation even through multiple transshipment cycles, ensuring the equipment arrives in mint factory condition.

Customization Levels



Individual *Unique Concepts*



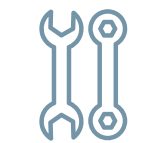
Ground-Up Engineering

We design every zone from scratch to align with your specific landscape architecture and project objectives.



Custom Aesthetics

Creation of artistic centerpieces and play environments that serve as the primary anchor point of your development.



Made-to-Order Fabrication

Manufacturing equipment based on non-standard blueprints and technical specifications of any complexity.



Vision & Inspiration

We bring your sketches to life or offer original concepts from our in-house design bureau.



Custom *Adaptive Solutions*



Personalization

Modification of dimensions, configurations, and functional elements based on our existing product lines.



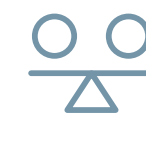
Material Selection

A wide range of textures and combinations—timber, metal, and HPL—tailored to your project's identity.



Color Matching

Precision coating in any RAL palette to ensure seamless integration with your project's visual identity.



Style at Value

Achieve a unique look for your play area without the overhead costs of individual engineering.



Standard *Ready-to-Ship Solutions*



Immediate Availability

Minimal lead times with in-stock components, allowing for an instant start to on-site installation.



Optimized Budgeting

An effective fusion of performance and value without unnecessary expenditures.



Proven Reliability

Structures and materials that have stood the test of time across thousands of active locations.

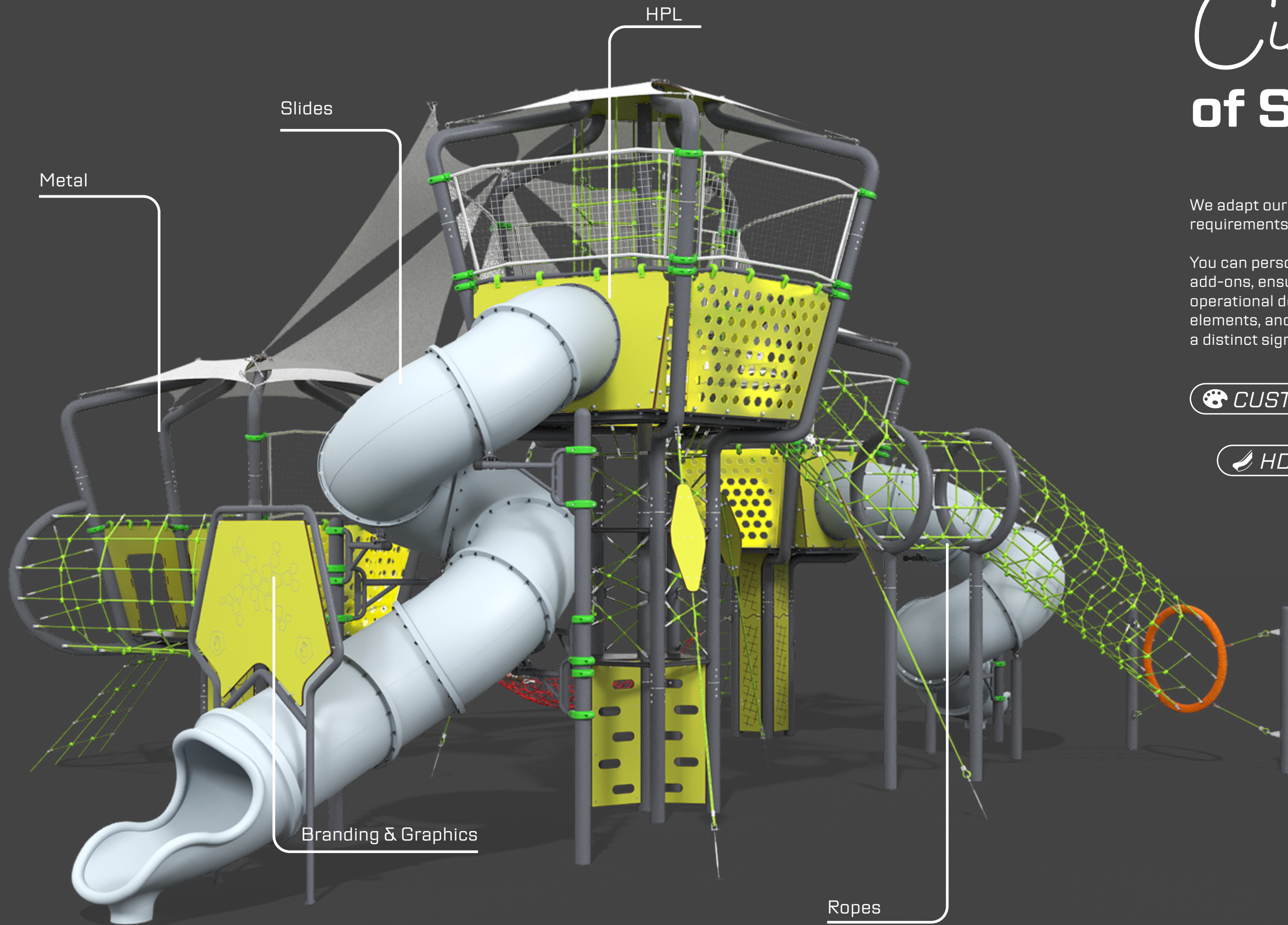


Ease of Maintenance

Standardized components and rapid parts replacement whenever required.

Three distinct levels designed to strike the perfect balance between cost-efficiency, speed, and exclusivity.

The Leber Core Value: Regardless of the format you choose, you receive a unified standard of uncompromising quality, safety, and attention to every detail.



Customization of Standard Equipment

We adapt our core models to match your specific design language and technical requirements, transforming serial units into unique assets.

You can personalize material choices, color palettes, hardware types, and functional add-ons, ensuring the playground fits perfectly into its environment and meets every operational demand. Our individual selection process for metals, HPL panels, ropes, timber elements, and slides allows us to expand the functionality of any product while maintaining a distinct signature style.

 **CUSTOM**

Solutions that can be customized are marked with the palette icon throughout the catalog.

 **HDPE**

Complexes where metal slides can be replaced with HDPE slides are marked with a special icon

Customization Options



Metal

Any colors from the RAL and NCS palettes.



HPL

69+ colors, custom prints, and milling.



Ropes

10+ colors available.



Wood

Choice of coating colors.



Swing Seats




Slides

Available in metal, plastic, or HDPE.



Mounting Types

In-ground foundation or anchor bolts.



Branding & Graphics

Patterns, illustrations, and logos.

From Vision to Execution

The Genesis of an Individual Leber Playground

Leber crafts play and fitness zones with a personalized methodology at every stage. You can either refine one of our signature designer concepts to suit your specific site and age-group scenarios or bring your own vision—be it a sketch, a visualization, or a technical drawing. **We step in at any phase, evolving your idea into a sophisticated, functional, and safe reality.**

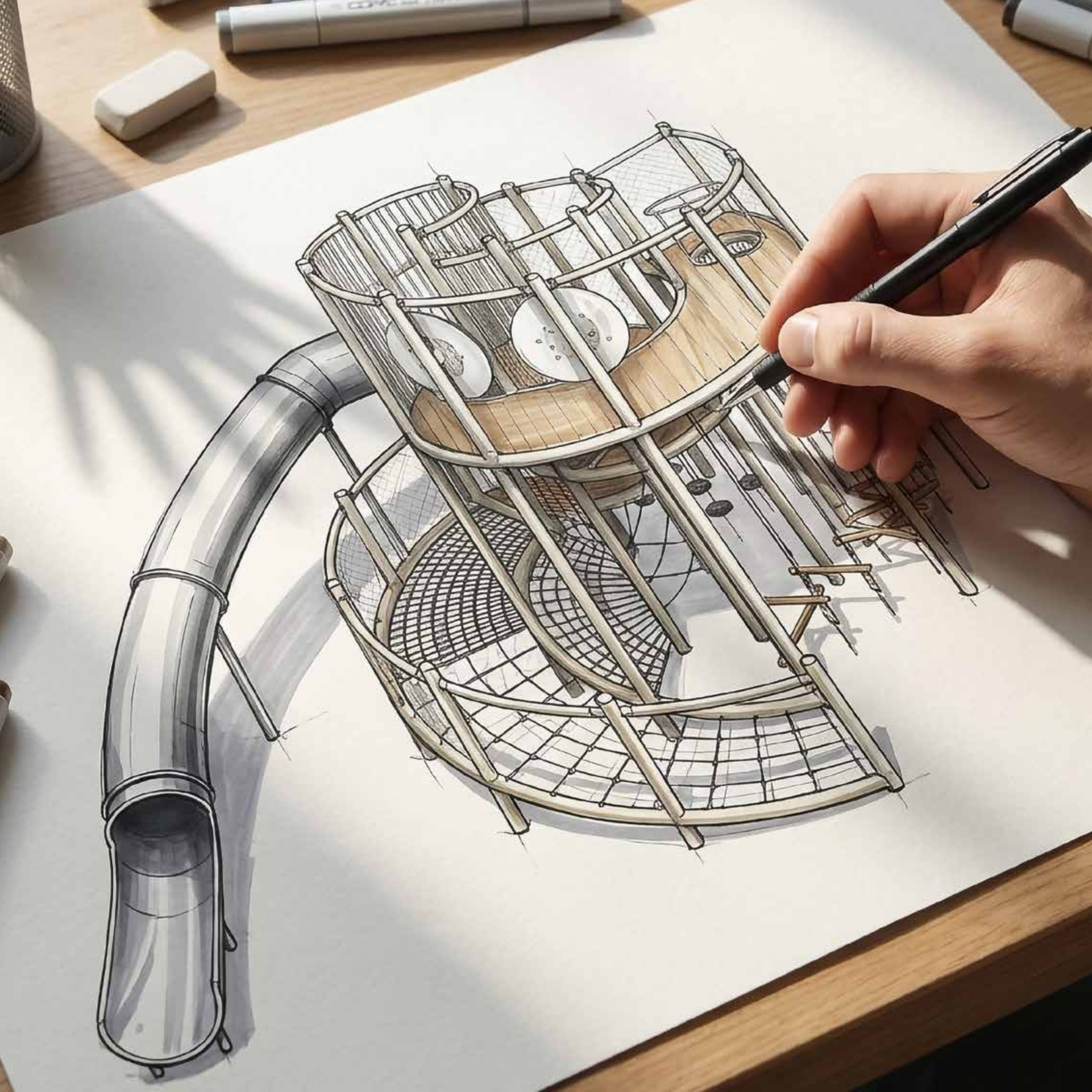
Our integrated team of designers, engineers, and visualizers creates detailed, realistic models that account for the surrounding architecture, safety regulations, and user behavior. We meticulously refine every form, structure, and material choice to ensure the playground harmonizes with the urban fabric while remaining modern and cohesive. The final project is manufactured at our own production facility, granting us total quality control and ensuring the completed site is a perfect reflection of the approved concept. The result is a one-of-a-kind, thoughtfully engineered space for play, social interaction, and growth.

Custom
playgrounds



*Your Vision + Our Expertise
= Bringing Your Playground to Life!*





Development Stages



01 Project Vision

We transform your aspirations and requirements into a cohesive playground concept. Every project begins with a deep dive into your specific objectives and expectations to ensure a perfect fit.



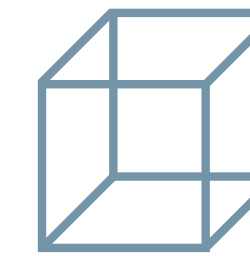
02 Concept Design

Our team creates a unique aesthetic paired with purposeful functionality. The visual identity and play elements are tailored specifically to your site's landscape and spatial constraints.



03 Photorealistic Visualization

We provide high-fidelity previews of how the playground will integrate into the actual environment. This allows you to evaluate and refine the project in detail before the fabrication phase begins.



04 Technical Engineering & Documentation

Our engineers finalize the precise blueprints and 3D models required for high-accuracy production. This stage secures the absolute safety and structural integrity of every component.



05 Manufacturing & Pre-Assembly Testing

We fabricate each element at our production facility, followed by rigorous quality control. Pre-shipment test assemblies are conducted to confirm that every part fits perfectly and meets all technical specifications.

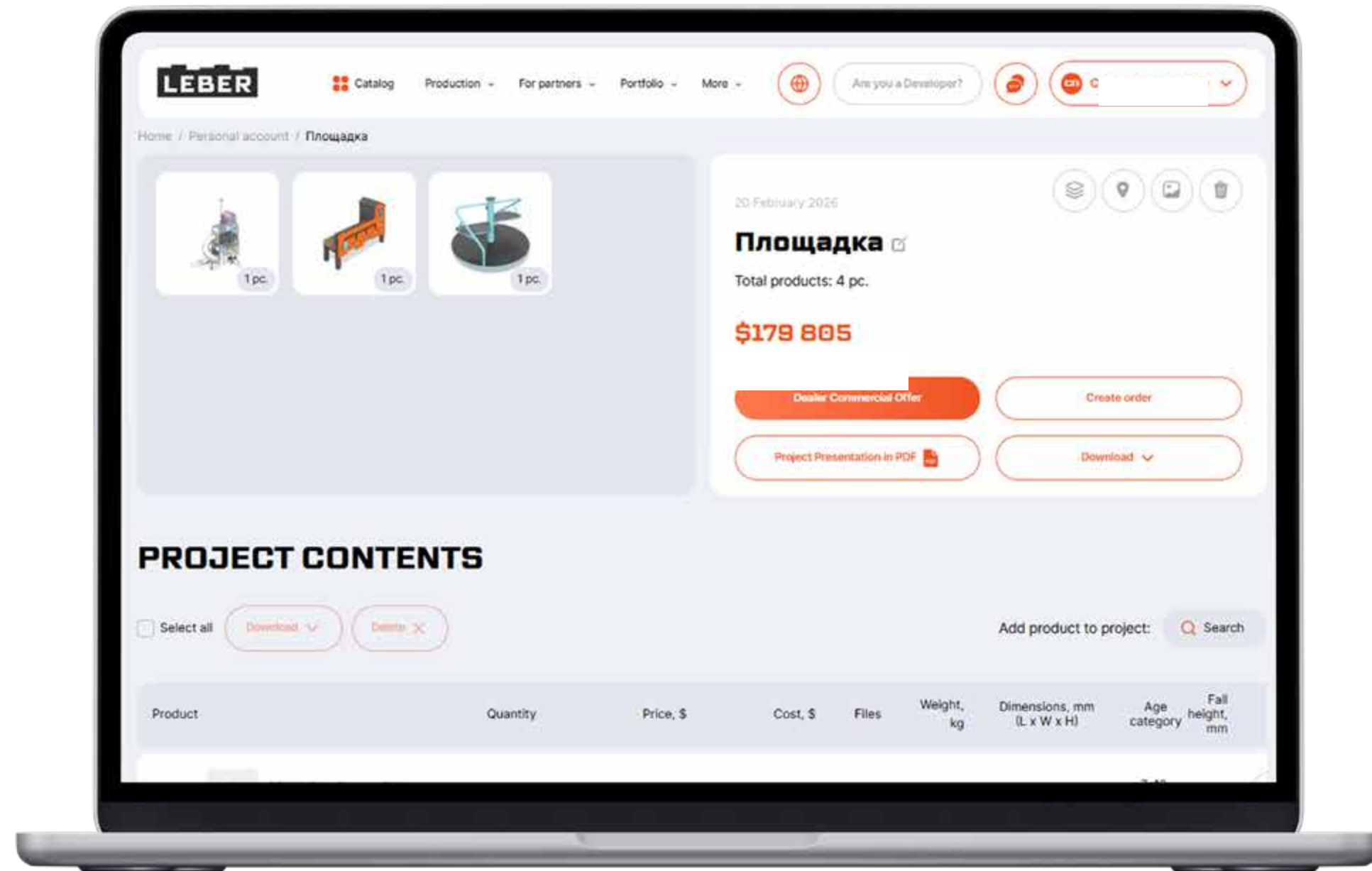


06 On-Site Installation

Our experts manage the final assembly and prepare the equipment for immediate operation. Once installed, the playground undergoes a final inspection, ensuring a fully operational and safe environment for children.

Leber Partner Personal Account:

a Hub for Professionals



A dedicated digital ecosystem for architects, designers, developers, and dealers. Gain instant, 24/7 access to our comprehensive technical database and exclusive features in a single click.



Design & Engineering Toolkit

Download everything required for your project—from DWG drawings and detailed safety zone schematics to 3D models and multi-angle elevations. All assets are optimized for seamless integration into your architectural plans.



Project Security

Protect your interests with our «Project Protection» system. By registering your site, you secure exclusive rights to your order—we guarantee that equipment will not be quoted or sold to third-party representatives for the same location.



Streamlined Workflow

Generate professional quotes and 3D visualizations directly within your Personal Account. Access real-time pricing, live inventory updates, and compliance certificates ready for immediate regulatory submission.



Universal Media Hub

Access high-resolution video and photography without watermarks, alongside ready-to-use presentations. These professional marketing assets are designed to help you pitch your project effectively and emphasize its premium status.

Scan for instant access

Leber Partner
Personal
Account



Design Concept

Gas

Concept Philosophy

This play complex is inspired by the power and technology of the energy industry, reimagined as a modern space for active play. The central structure resembles a futuristic industrial plant, but its open design leaves room for imagination. In a child's mind, it easily transforms into a space terminal, a rocket, or a secret base.

Target Audience

Children (Ages 0-12)

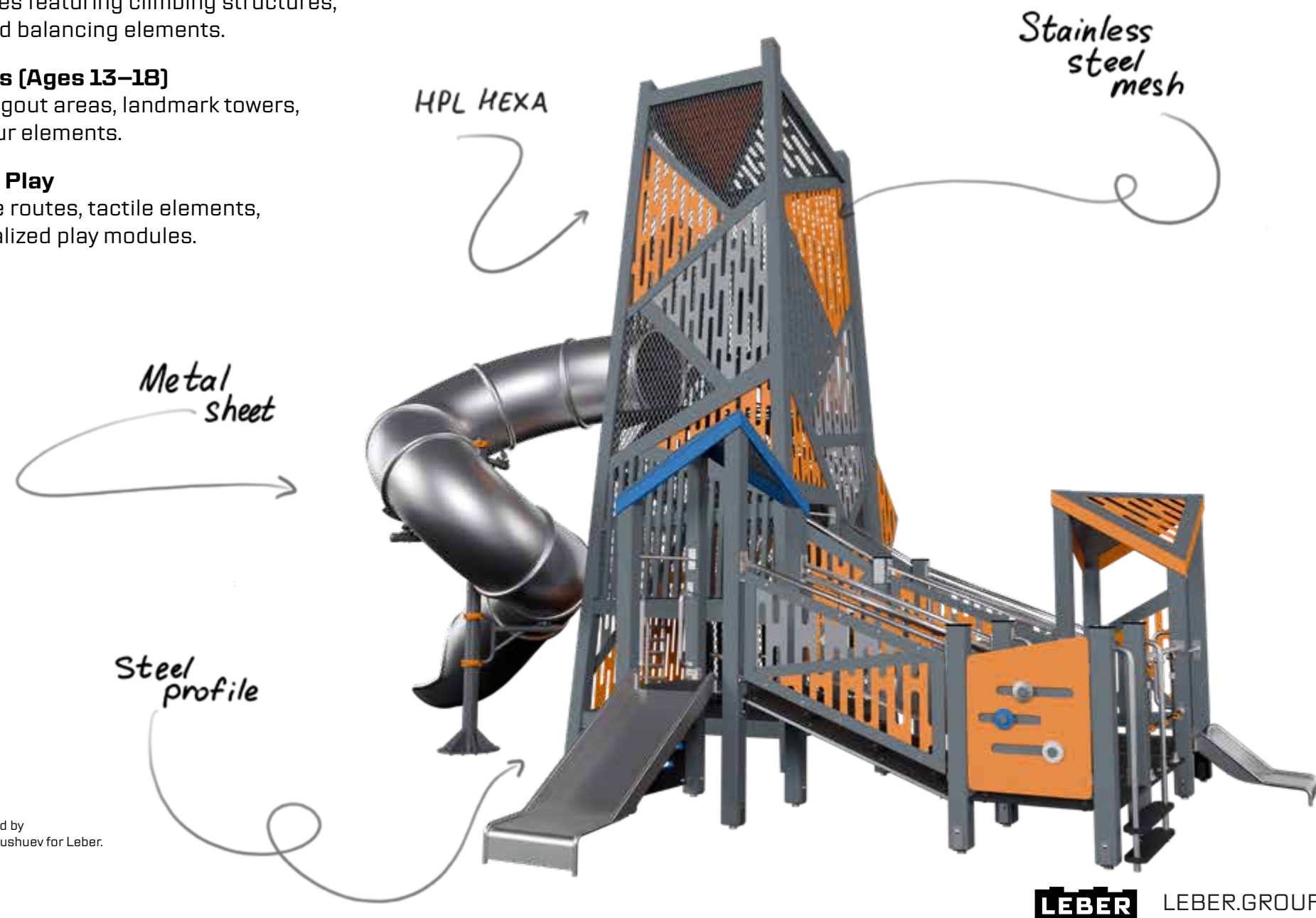
Active zones featuring climbing structures, swings, and balancing elements.

Teenagers (Ages 13-18)

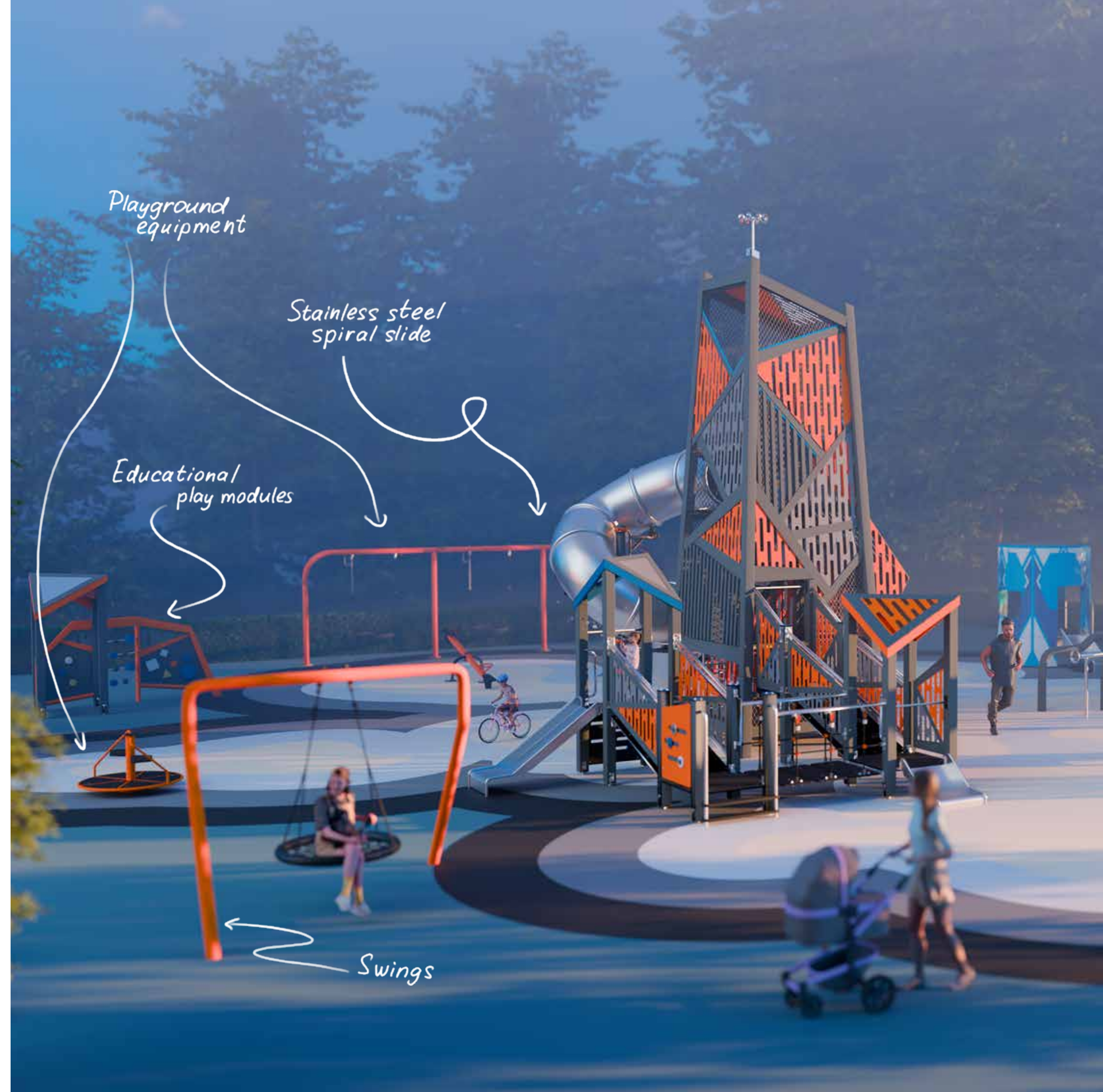
Social hangout areas, landmark towers, and parkour elements.

Inclusive Play

Accessible routes, tactile elements, and specialized play modules.



Concept developed by designer Maxim Bushuev for Leber. © Leber LLC



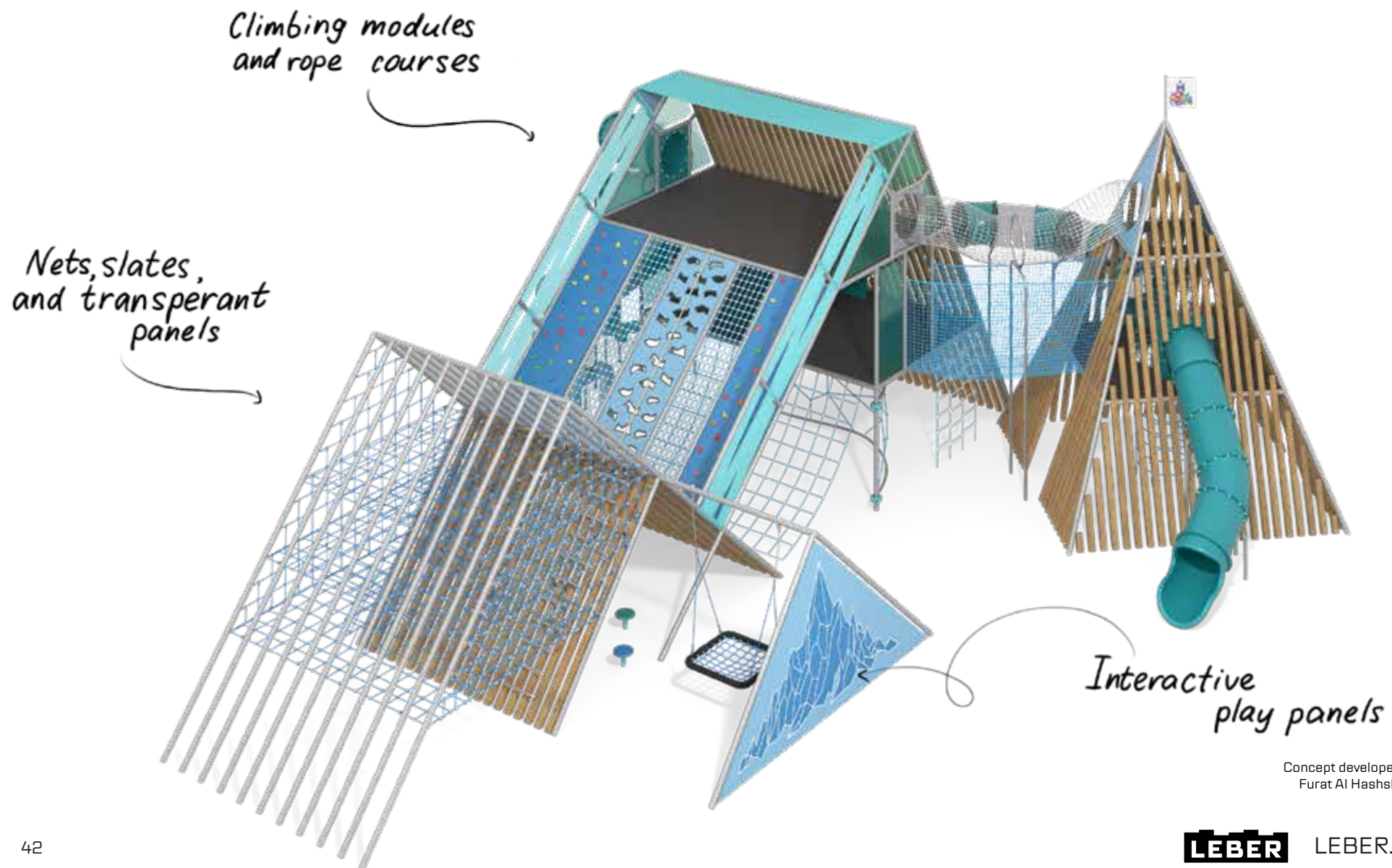
Design Concept

Climbing

Concept Philosophy

The concept is based on the idea of ascending and navigating terrain. The space is organized as a system of routes with different difficulty levels. Here, children constantly choose their path, evaluate their footing, and build their own strategy for reaching the top.

The multi-level architecture combines sloped surfaces, rope transitions, climbing panels, and hanging elements. Changing textures and angles provide different types of physical challenges: developing strength, coordination, balance, and spatial thinking. The complex works as a «confidence trainer.» Children learn to calculate their effort, make decisions while moving, and gradually expand their own limits.




Design Concept Babyriki

Concept Philosophy

A collaboration between Leber and Riki Group brings the «Babyriki» universe to life. The design adapts the cartoon's characteristic «object-based» world—an environment where everyday items become giant play elements: a carrot turns into a slide, a pencil becomes a rocker, and toy blocks transform into playhouses. This shift in scale creates a fairy-tale feeling that is intuitive for young children.

The design uses the soft pastel palette familiar to the show's audience. These calm colors create a cozy atmosphere, helping kids focus on movement and social play. The playground is designed for early childhood development, focusing on kindness, safety, and curiosity.



Concept developed by
designer Ksenia Kisilitsyna
for Leber.
© Leber LLC
© «PC «Riki» LLC.», 2015

LEBER LEBER.GROUP

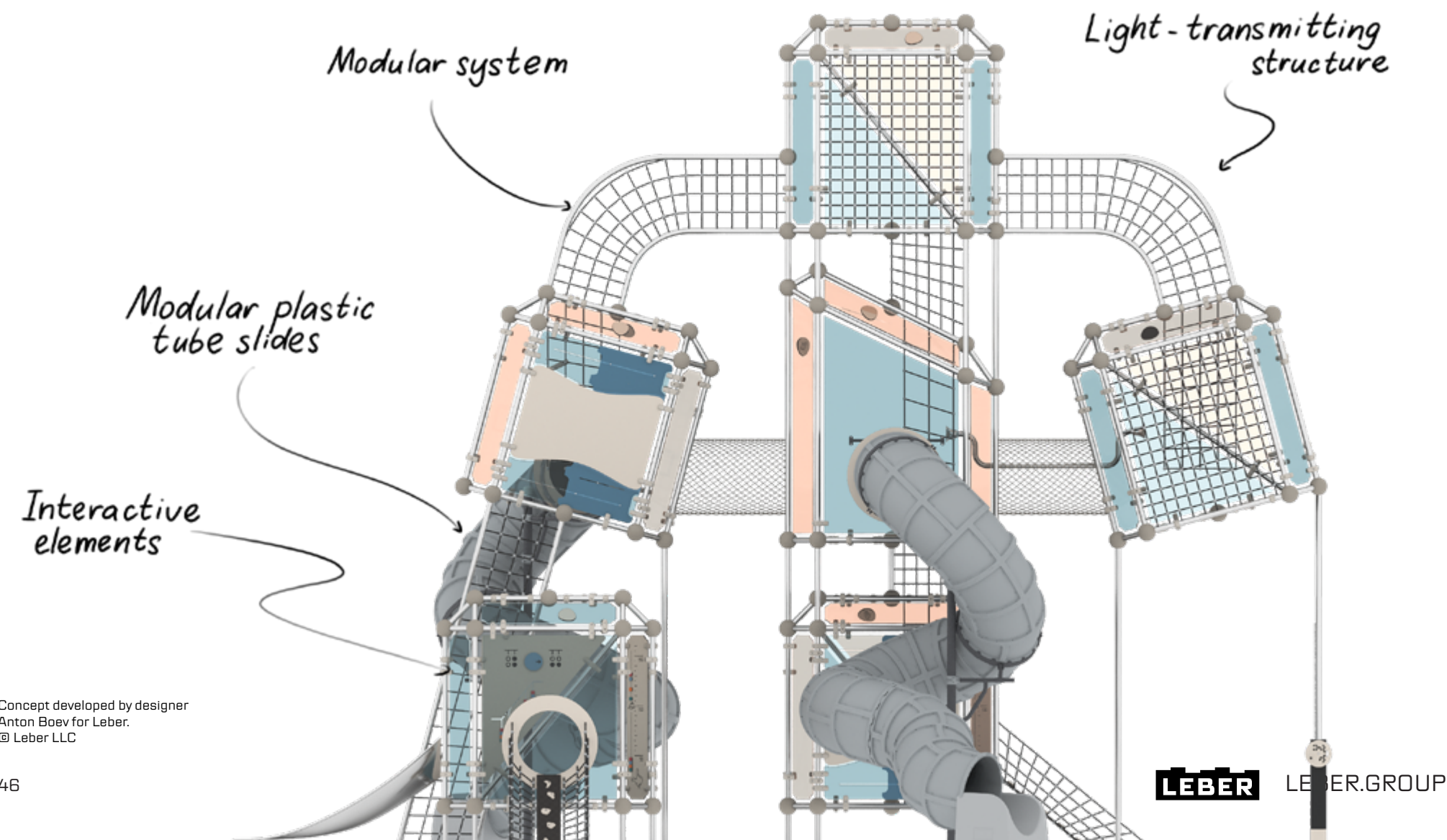


Design Concept Urban

Concept Philosophy

This complex reimagines the modern city as a play space. The multi-level modular structure resembles dense urban architecture with bridges, platforms, and viewpoints. Transparent panels and mesh fencing create a sense of lightness, allowing children to see their routes and navigate easily inside.

The layout encourages various activity scenarios. Vertical climbs and transitions develop spatial thinking and planning skills: children learn to choose their trajectory and think several steps ahead. Stainless steel slides and interactive elements add dynamics, supporting coordination and physical confidence. «Urban» turns play into an experience of navigation and meaningful movement.



Concept developed by designer
Anton Boev for Leber.
© Leber LLC

LEBER LEBER.GROUP



Design Concept

Honey Stories

Concept Philosophy

This playground tells the story of the «honey heritage» of the Kolomenskoe Museum-Reserve. These lands were once famous for gardens and meadows full of fragrant herbs, and beekeeping was the main local craft. The playground turns history into a fun «code» for children, using natural wood to reflect the famous 19th-century wooden honey brewery.

The visual language is inspired by this «sweet» context: the structures interpret the shapes of honeycombs and honey drops. Giant figures of bears and bees turn a walk into a story-driven adventure. The concept fits gently into the landscape, making local history a bright, living, and tangible experience for every child.



Climbing Wall "Bear"

5+ y.o.



Playground Complex "Honeycombs"

5+ y.o.



Playground Complex "Hive"

5+ y.o.



Swings "Antennae"

6+ y.o.



Musical Element "Hive"

3+ y.o.



Play Excavator

3+ y.o.



Art Object "Bee"



Design Concept

Rabbit Meadow


Concept Philosophy

The centerpiece of this area is a giant architectural rabbit. Its transparent mesh structure reveals the internal frame, sparking a child's natural curiosity to explore. This shift in proportions encourages children to rethink their own size and physical capabilities.

The environment is a series of contrasting tactile experiences. The natural texture of wooden «nest» domes sits next to the smooth metal of the slide and the bouncy surface of rubber hills. This change of materials stimulates sensory perception. Semi-open forms and mesh structures create zones of «controlled risk,» where physical activity is linked to quick decision-making.


Rope Playground «Bunny» with Slide

7+ y.o.



Rope Playground Complex

5+ y.o.



Hut with Table and Chairs

5+ y.o.



Carousel

5+ y.o.





Design Concept

Basketball

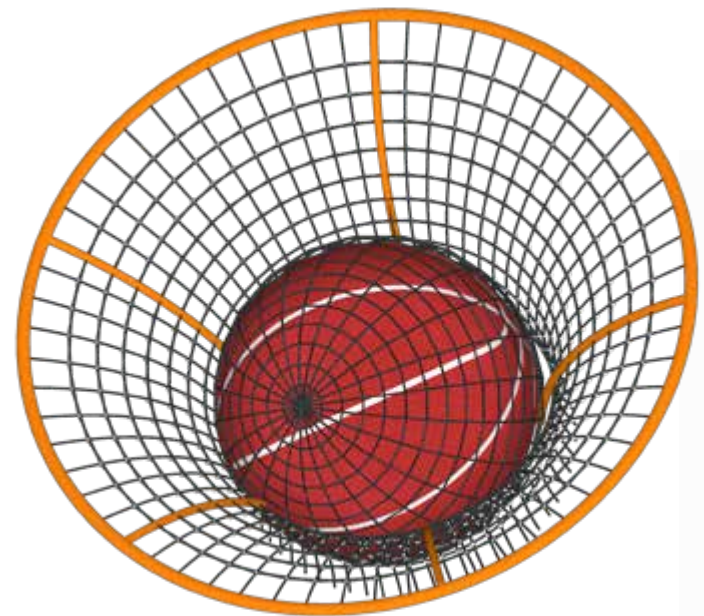
Concept Philosophy

The aesthetic of a legendary sports cluster is transformed into an intuitive play environment. Large, semi-open structures and bright color accents create energy and guide movement. The central theme is team play and big achievements.


The space is organized as a system of training zones and lounge areas that flow into each other. Multi-functional platforms serve as both jumping areas and bleachers for spectators. The open layout and winding paths ensure safe navigation, allowing children to change their play scenarios and activity levels independently. The concept combines the power of a stadium with the comfort of a city park.



Rope Playground Complex



Seating Spaces



Tic-Tac-Toe Play Installation with Chairs



Design Concept

Waterside Retreat

Concept Philosophy

This concept treats the waterfront as a multi-functional lounge zone where the architecture blends with the natural landscape. It is a complete ecosystem built on a wooden podium that preserves the natural terrain. The project is scalable to fit any shoreline while maintaining its design integrity.

The modules are designed around the sun's movement: the polygonal roof creates a dynamic shadow pattern on the deck, ensuring a comfortable microclimate all day long. The open structures offer beautiful water views while maintaining a sense of privacy for different groups. It becomes a destination for those seeking a resort-like atmosphere and a calm rhythm in the heart of the metropolis.



Scientific Playgrounds

Turning a common courtyard into an interactive open-air museum. Here, children discover the laws of physics, mechanics, and acoustics through experiments, while parents find answers to every «why?» via integrated QR codes. Leber Scientific Playgrounds were developed in collaboration with leading scientists from Lomonosov Moscow State University. This is a new global standard for educational spaces that we are proudly promoting worldwide.

01 Theorems You Can Touch

Instead of boring formulas, we offer interactive modules that demonstrate Ohm's Law through electric circuits or reveal the hidden nature of sound. Science becomes a hands-on experience.

02 Expert Insights for Parents

Every play element features a QR code. By scanning it, parents gain instant access to scientific facts and become guides for their children in the world of knowledge.

03 The Autonomous Laboratory

Our scientific playgrounds require no external power grid. Children generate the energy for light and sound effects themselves using built-in dynamos while they play.

Fact!

Leber Scientific Playgrounds align with global STEM education standards, bridging the gap between classroom theory and real-world physical experience.

Fact!

Leber Scientific Playgrounds won the «**Best Playground**» category at the prestigious **Golden Bear (Zolotoy Medvezhonok) industry awards**.

04 Engaging Older Children

These educational modules are designed for children aged 7–12, who often find standard slides uninteresting. Here, they can apply classroom knowledge in action and step into the role of real scientists.

05 A Universal Language of Play

The logic of our play modules is intuitive and accessible to children everywhere. English-language versions are already operating in the UAE and Saudi Arabia, including the world's first scientific playground installed on board a Boeing-777.

06 Flexible Design

Despite the complexity of the internal mechanisms, we offer full customization. Modules can be finished in your signature brand colors or specific materials to match your project's aesthetic.

Scientific Playgrounds





37.115
Play complex «Collider»

37.125
Developmental element
«Wave»

37.122
Weather station

37.124
Pulley block

37.118
Carousel «Mechanics»

37.112
Auger

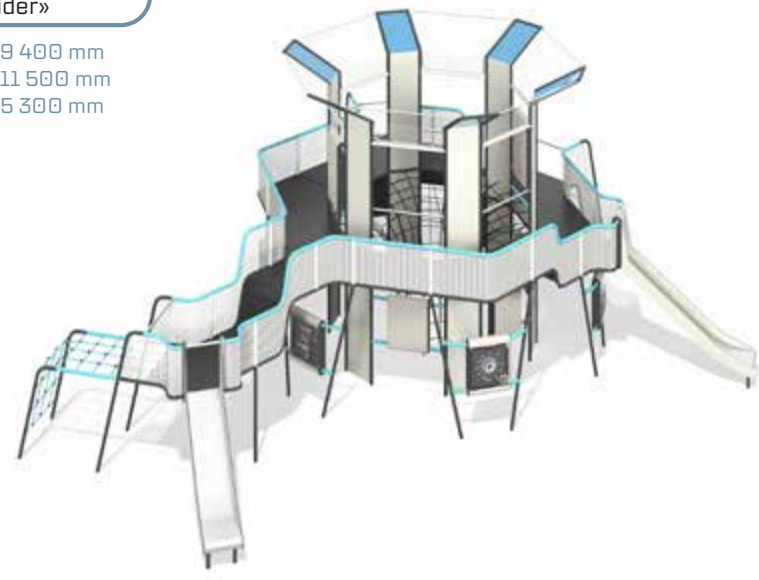
37.116
Kaleidoscope

37.115

Play system «Collider»

Width 9 400 mm
Length 11 500 mm
Height 5 300 mm

7-12 y.o.
CUSTOM



37.114

Play system «Archimedes Tower»

Width 5 016 mm
Length 5 570 mm
Height 6 081 mm
Fall height 2 090 mm

7-12 y.o.
CUSTOM



37.112
Auger

Width 210 mm
Length 820 mm
Height 875 mm
Fall height 875mm

6-12 y.o.
CUSTOM



37.113

Slide with a scientific module

Width 1 250 mm
Length 2 750 mm
Height 2 050 mm

7-12 y.o.
CUSTOM

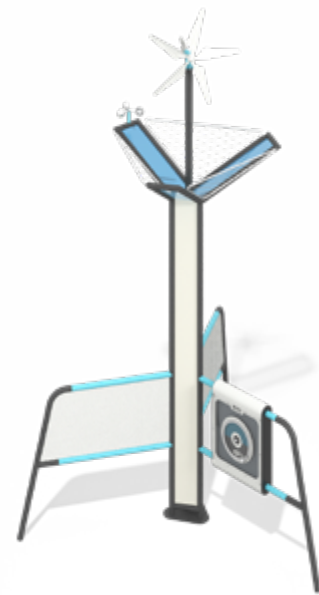


37.122

Weather station

Width 2 900 mm
Length 3 350 mm
Height 5 250 mm

6-12 y.o.
CUSTOM

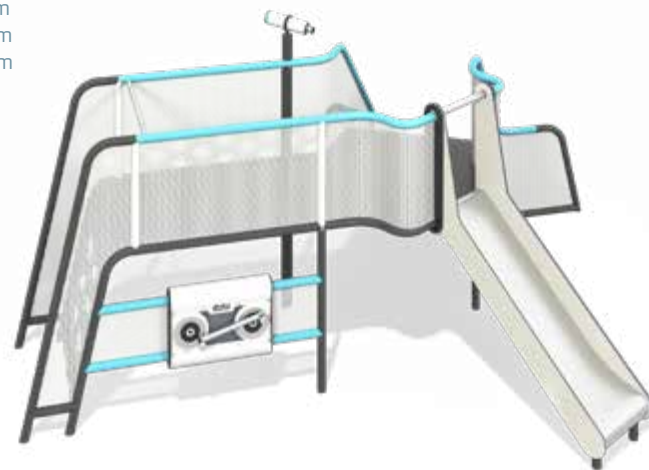


37.123

Science Yard

Width 4 035 mm
Length 4 680 mm
Height 2 050 mm

6-12 y.o.
CUSTOM



37.121

Double swing with a scientific module

Width 1 715 mm
Length 3 935 mm
Height 2 320 mm

7-12 y.o.
CUSTOM



37.126

Grid with a scientific module

Width 1 275 mm
Length 1 615 mm
Height 1 740 mm
Fall height 1 740 mm

6-12 y.o.
CUSTOM

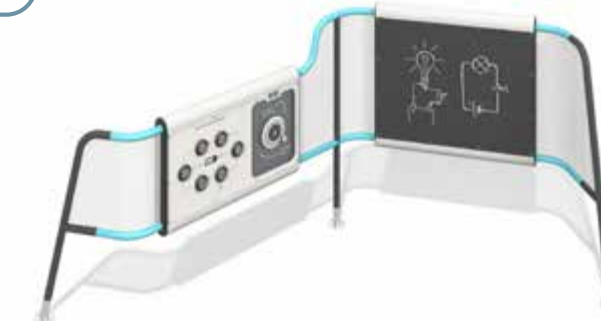


37.119

Developmental element «Wave»

Width 1 715 mm
Length 2 720 mm
Height 2 320 mm

7-12 y.o.
CUSTOM



37.116

Kaleidoscope

Width 120 mm
Length 435 mm
Height 945 mm

7-12 y.o.
CUSTOM

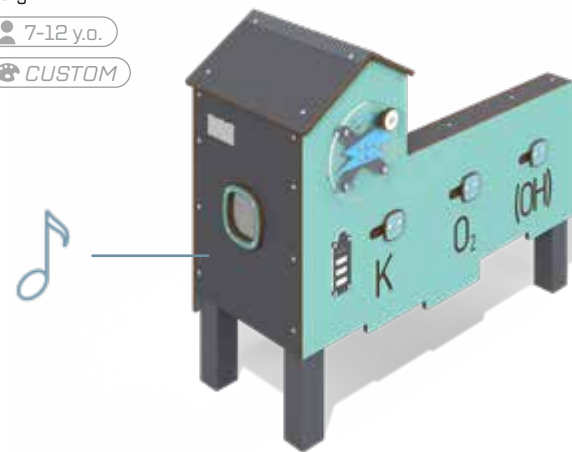


37.128

Chemical compounds

Width 565 mm
Length 1 220 mm
Height 1 015 mm

7-12 y.o.
CUSTOM

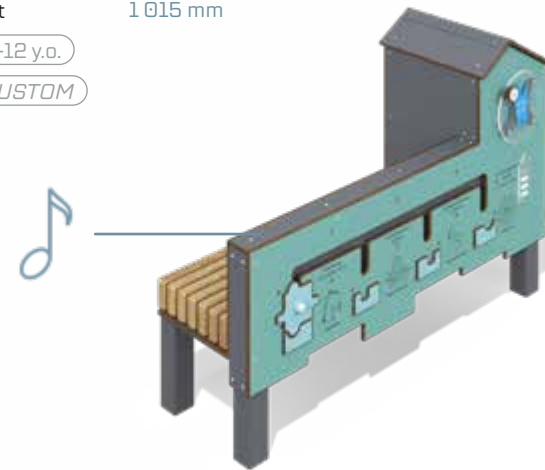


37.127

Smart polymers

Width 565 mm
Length 1 505 mm
Height 1 015 mm

3-12 y.o.
CUSTOM



37.124

Pulley block

Width 900 mm
Length 1 970 mm
Height 1 930 mm

3-12 y.o.
CUSTOM



37.118

Carousel «Mechanics»

Width 1 665 mm
Length 1 665 mm
Height 700 mm

7-12 y.o.
CUSTOM



37.119

Swing «Nest» with a scientific module

Width 1 715 mm
Length 2 720 mm
Height 2 320 mm

7-12 y.o.
CUSTOM



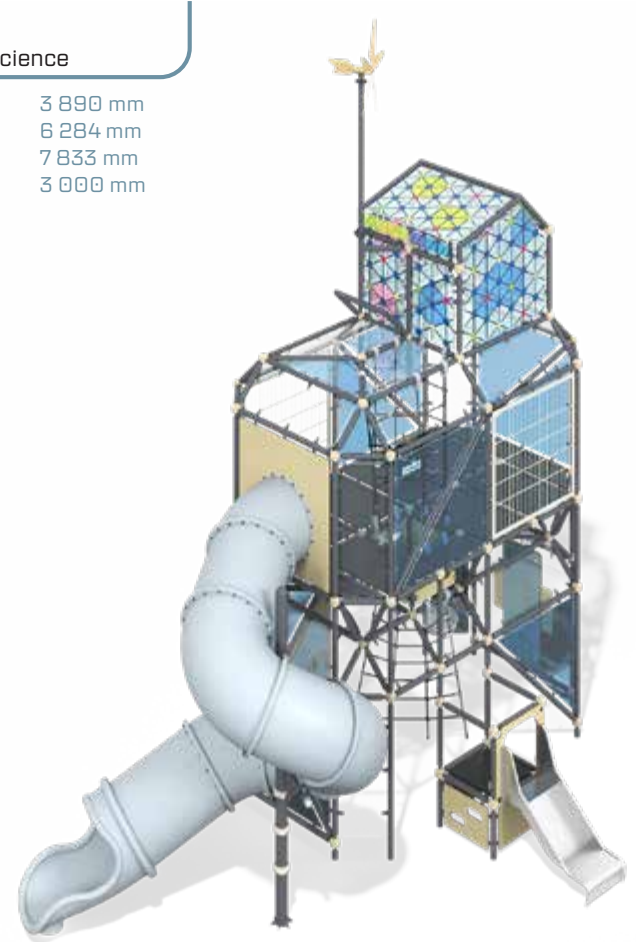


Design Series: **Urban Acoustics**

37.004
Play System Science

Width	3 890 mm
Length	6 284 mm
Height	7 833 mm
Fall height	3 000 mm


7-12 y.o.
CUSTOM



37.013
Play System Science mini

Width	3 535 mm
Length	3 900 mm
Height	4 187 mm
Fall height	1 000 mm

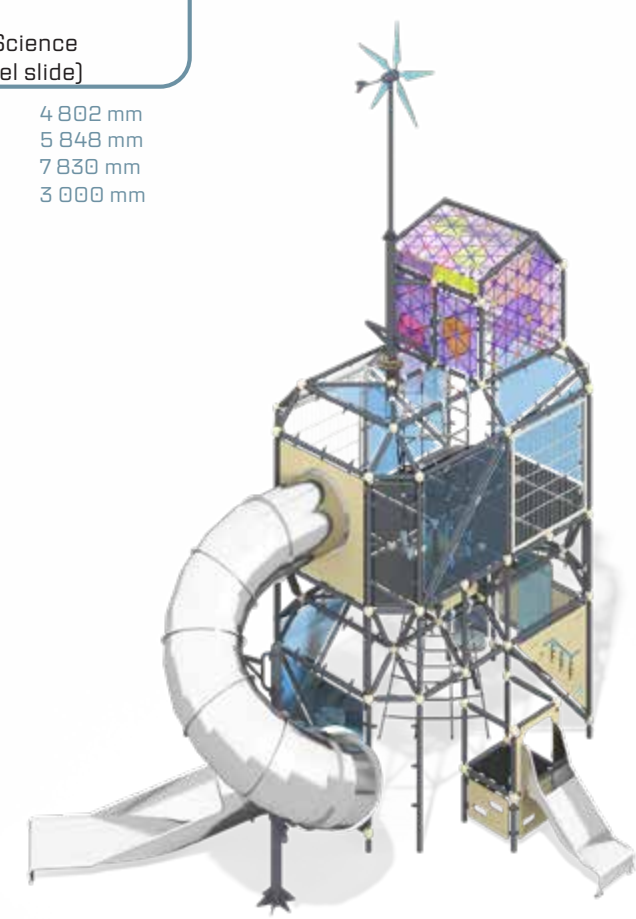
7-12 y.o.
CUSTOM



37.114
Play System Science
(stainless steel slide)

Width	4 802 mm
Length	5 848 mm
Height	7 830 mm
Fall height	3 000 mm

7-12 y.o.
CUSTOM





37.001
Scientific module Morse code

Width 1326 mm
Length 4000 mm
Height 1828 mm

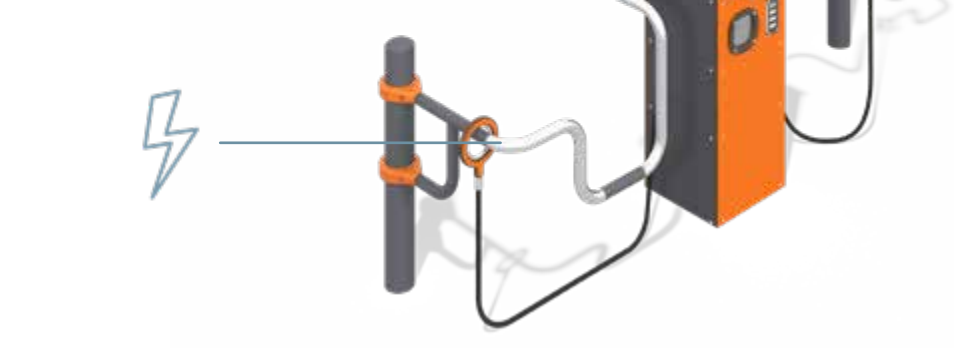
7-12 y.o.
CUSTOM



37.007
Scientific module Electric labyrinth

Width 750 mm
Length 2680 mm
Height 1550 mm

7-12 y.o.
CUSTOM



37.006
Scientific module Shadow play

Width 1326 mm
Length 2027 mm
Height 1854 mm

7-12 y.o.
CUSTOM



37.008
Scientific module Electrical circuit

Width 319 mm
Length 1215 mm
Height 1500 mm

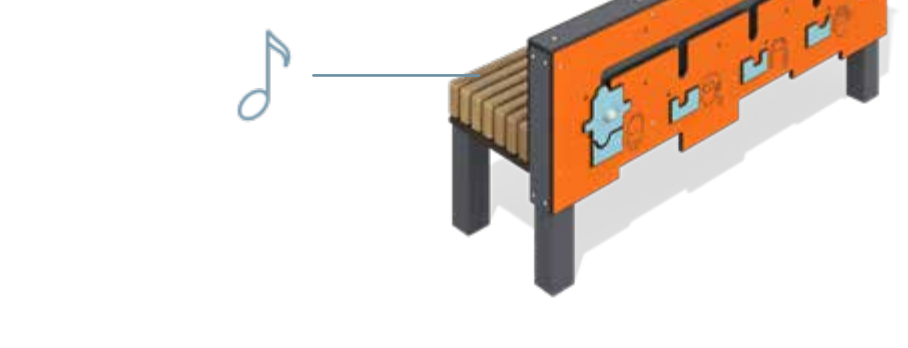
7-12 y.o.
CUSTOM



37.002
Scientific module Famous composers

Width 567 mm
Length 1507 mm
Height 1014 mm

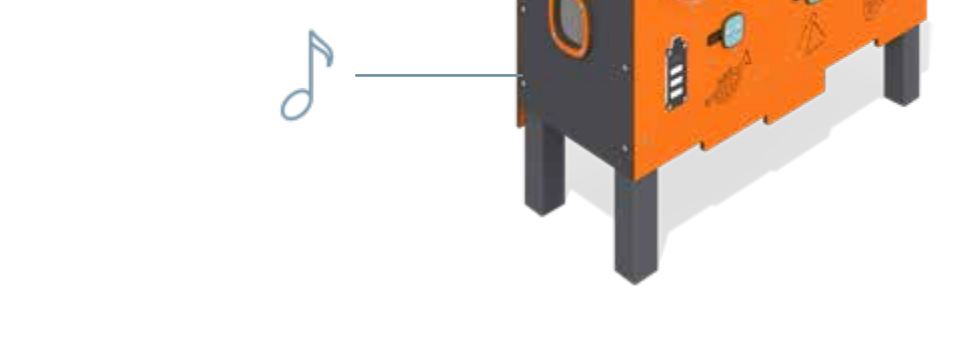
7-12 y.o.
CUSTOM



37.003
Scientific module Musical instruments

Width 567 mm
Length 1222 mm
Height 1013 mm

7-12 y.o.
CUSTOM

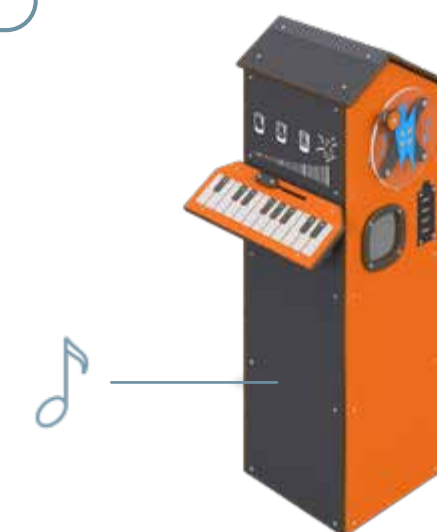




37.011
Stylophone

Width 517 mm
Length 617 mm
Height 1 238 mm

7-12 y.o.
CUSTOM



37.010
Coastal Lighthouse

Width 534 mm
Length 566 mm
Height 1 771 mm

7-12 y.o.
CUSTOM



37.012
Lightship

Width 582 mm
Length 611 mm
Height 587 mm

7-12 y.o.
CUSTOM



37.005
Scientific module Listen to the city

Width 1 662 mm
Length 2 144 mm
Height 4 240 mm

7-12 y.o.
CUSTOM



37.009
Scientific module Cinema

Width 643 mm
Length 694 mm
Height 1 140 mm

7-12 y.o.
CUSTOM



Playground Equipment

Leber Playground Equipment serves as the foundation for an enriching environment where children shape their personalities. We design every element to spark imagination, enhance cognitive skills, and encourage physical activity.



Visual Identity

Aesthetics are just as vital as functionality. Our designers create sleek, modern forms that harmonize with any landscape architecture.



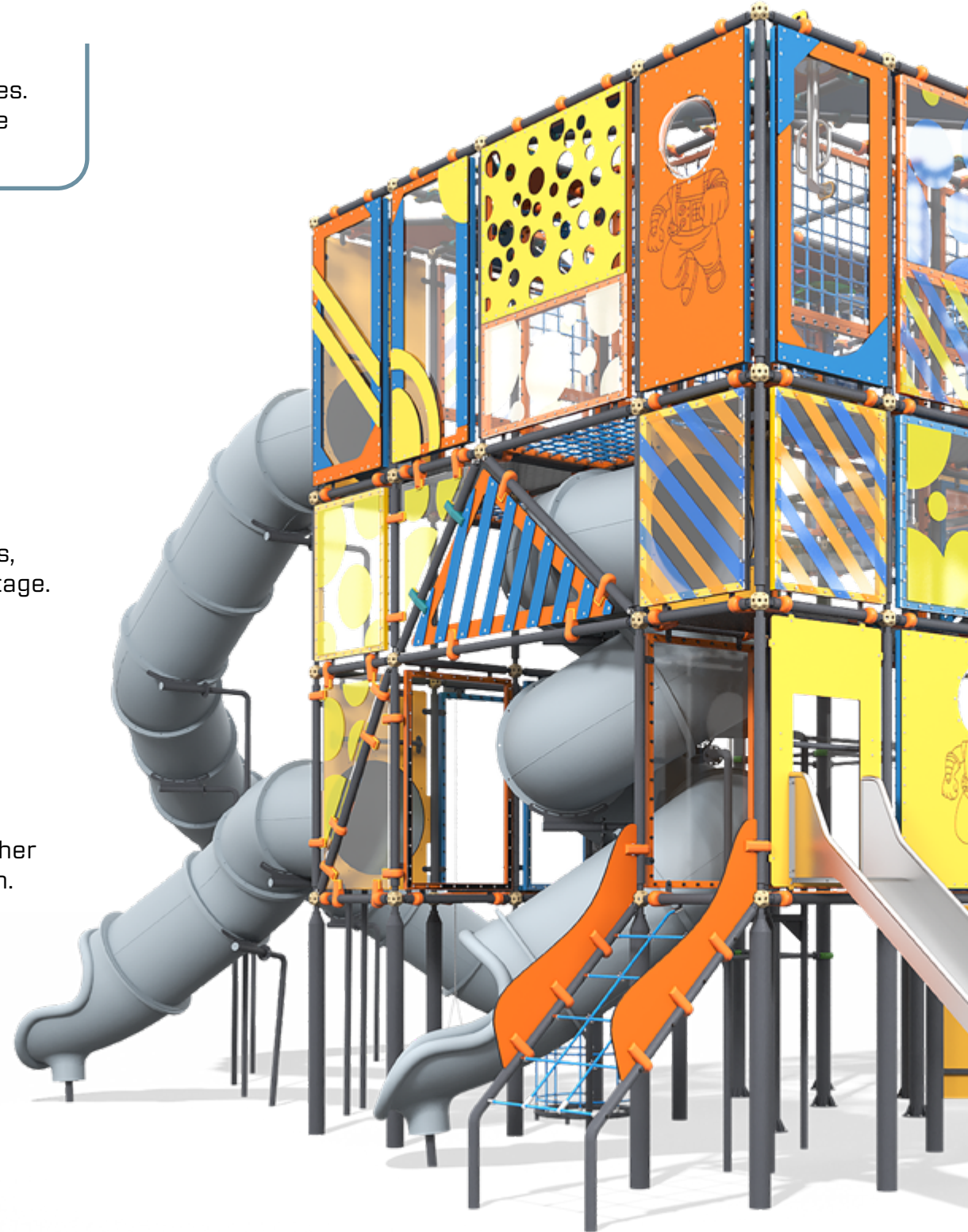
Engineered Safety

Our technical team eliminates potential hazards, such as gaps or sharp edges, at the blueprint stage. We build robust, long-lasting connections that minimize the risk of injury.



A Social Hub

Every Leber playground acts as a center of attraction, bringing children of all ages together for active play and meaningful social interaction.



Playground Equipment



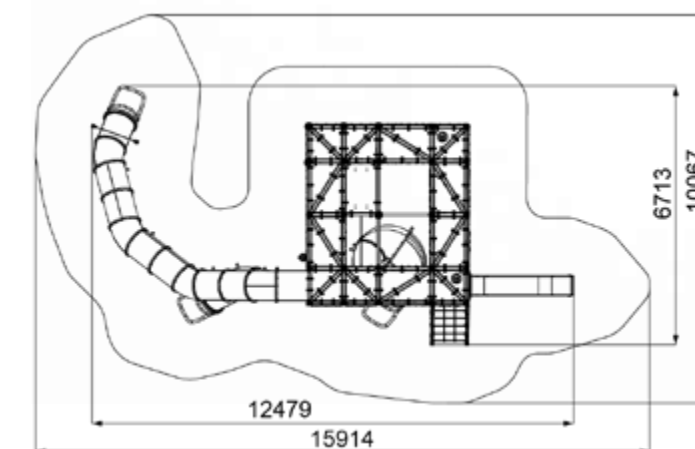


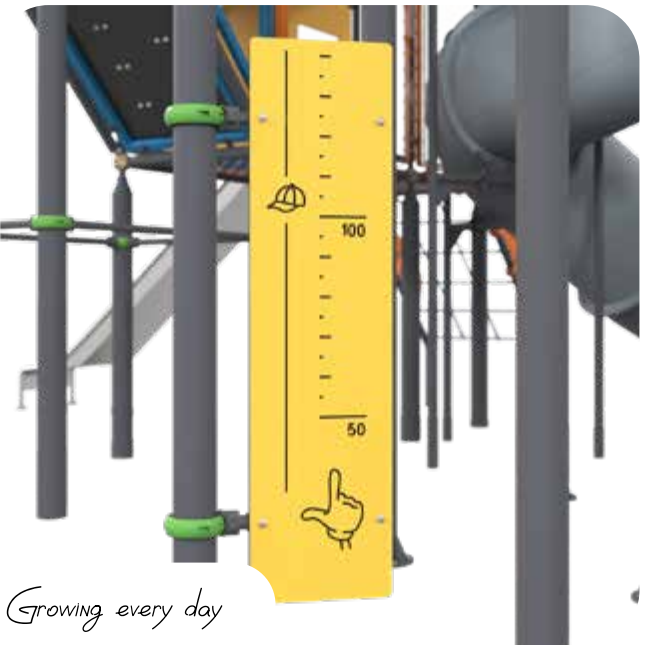
13.175
Play System Portal: Cube

Width	6 710 mm
Length	12 477 mm
Height	5 929 mm
Fall height	1 503 mm


7-12 y.o.

CUSTOM





Growing every day



The world in a new color



A walk above the void



Stepping into open space



Seeking new discoveries



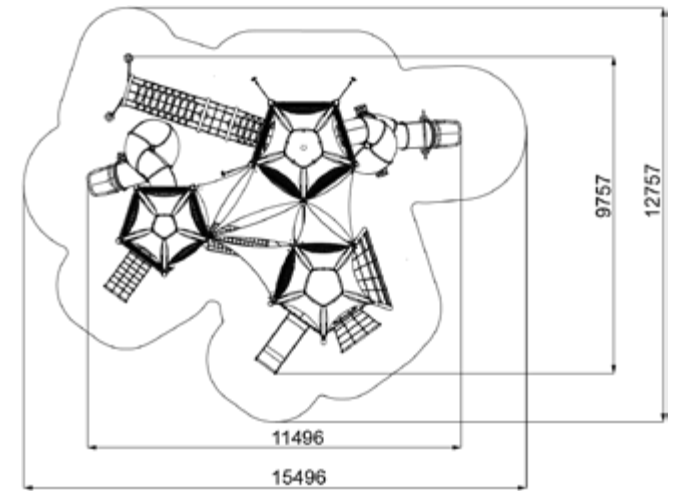

What lies ahead?



13.192
Play System Towers

Width 9 757 mm
 Length 11 496 mm
 Height 5 440 mm
 Fall height 3 000 mm

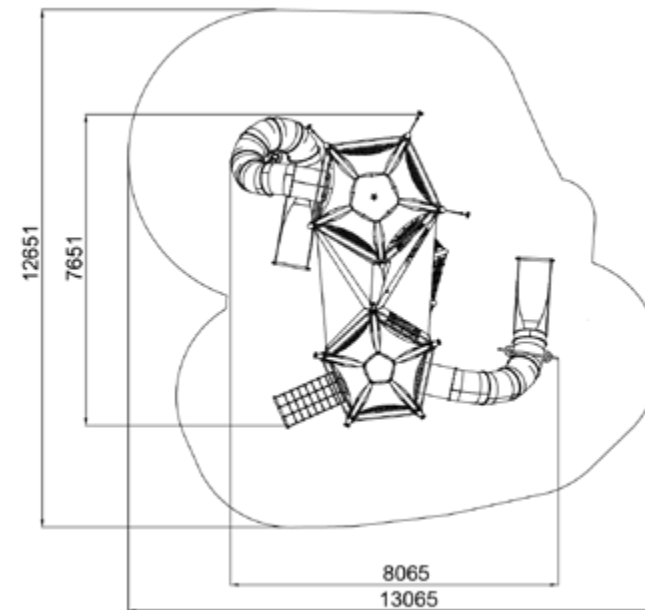
7-12 y.o.
 CUSTOM



13.722
Play System Towers Mini


Width 7 651 mm
 Length 8 065 mm
 Height 5 355 mm
 Fall height 2 850 mm

7-12 y.o.
 CUSTOM






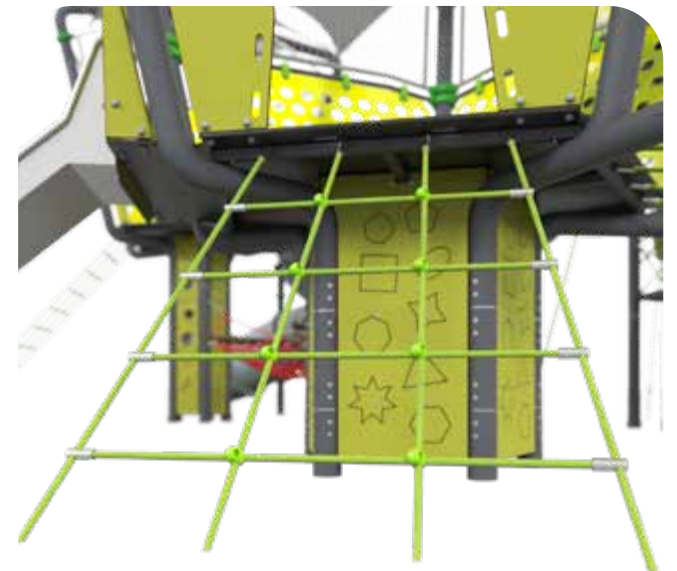
Vertical Quest



Spider-Web Tunnel



Aim for the bullseye!



Conquer your Everest



Who's taller today?



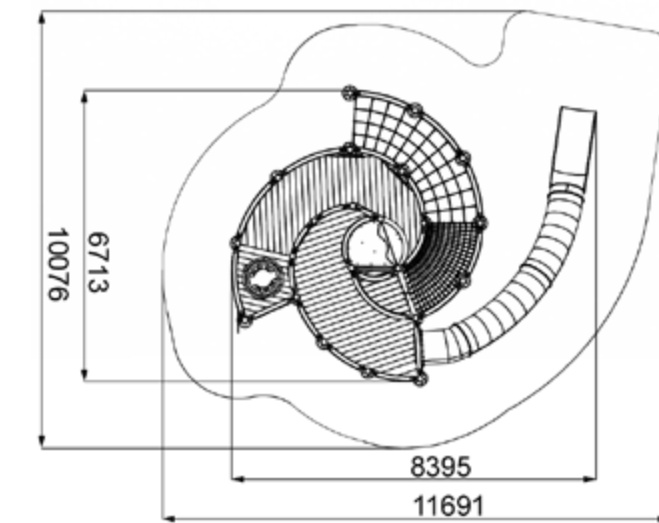
Under the canopy of comfort



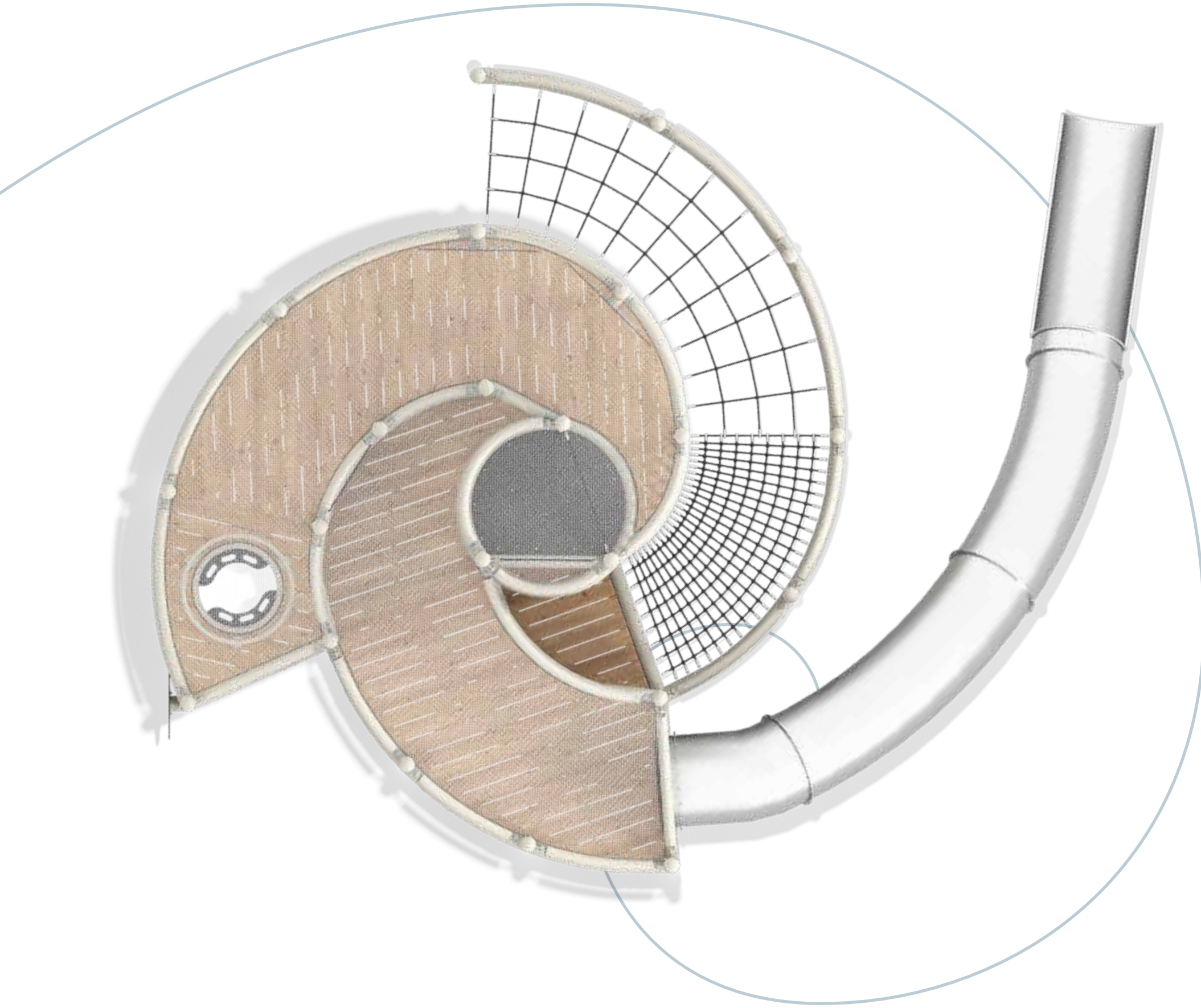
13.119
Play System Golden Ratio

Width	6 713 mm
Length	8 395 mm
Height	5 033 mm
Fall height	1 043 mm


7-12 y.o.
CUSTOM




At the heart of the Golden Ratio play system lie the principles of natural harmony, proportions, and aesthetics.




Find your balance




Agility test




Climb further



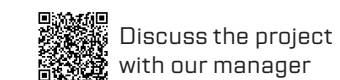
A twisted plot



See the unseen



At the heart of the spiral



Discuss the project with our manager



Access materials and blueprints

17.042
Swing Urban

13.013
Play System Tyrol

19.070
Sandpit Wisconsin

23.015
Double Play Panel Cat
and Dog

11.021
Seesaw with spring

13.076
Play System Iridium

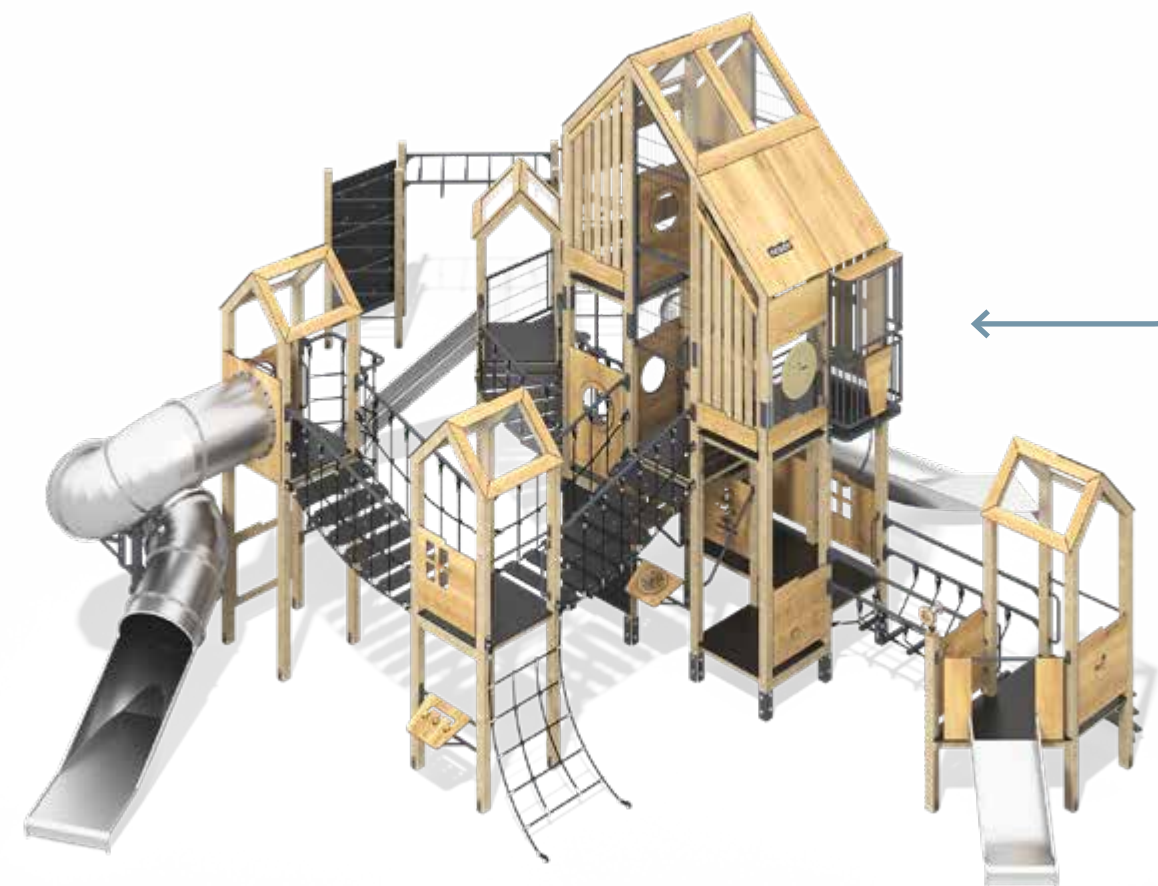
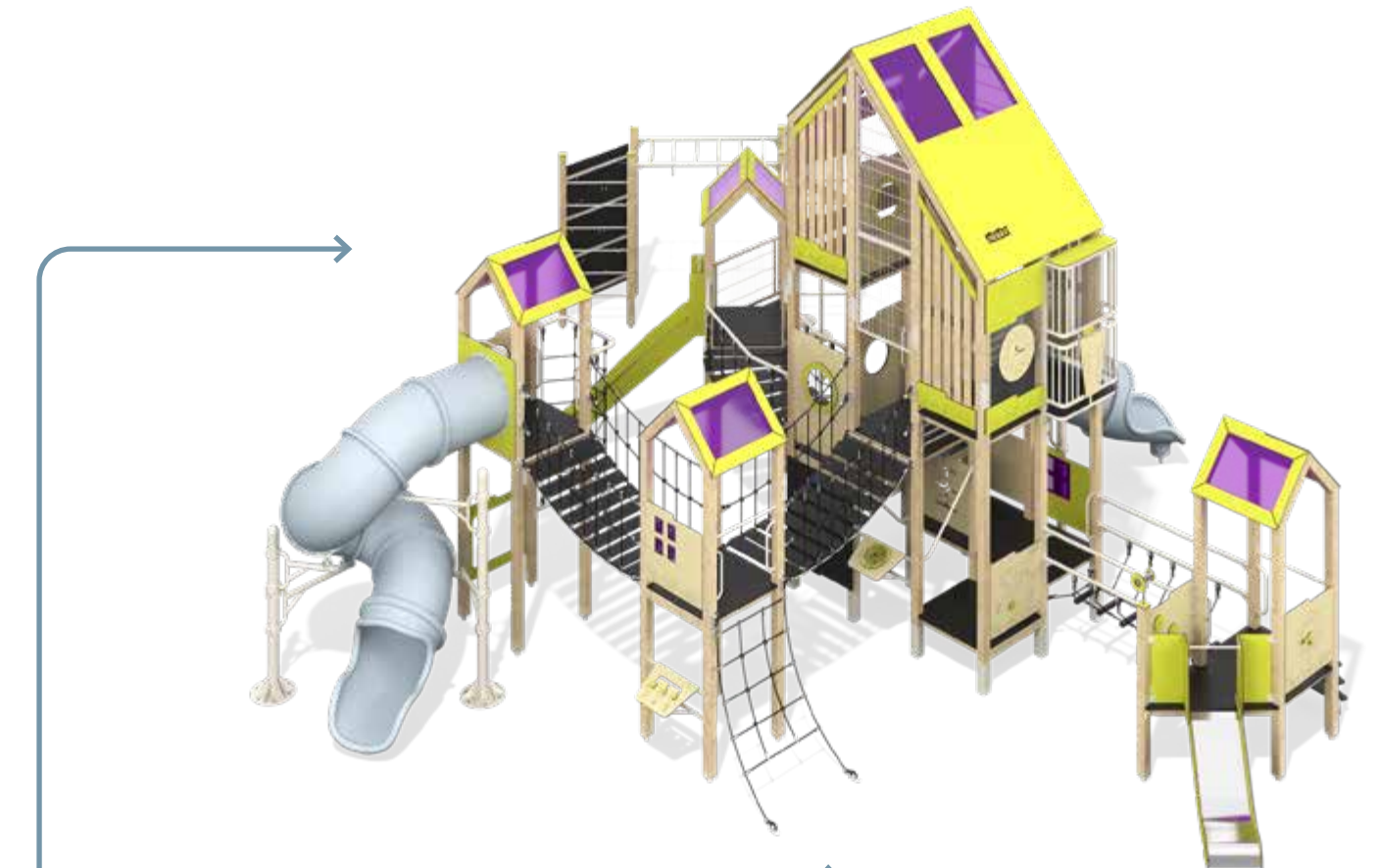
16.052
Spring Rider Stump



13.183
Play System Thorium

Width	10 419 mm
Length	12 897 mm
Height	6 023 mm
Fall height	2 789 mm

-  7-12 y.o.
-  CUSTOM
-  HDPE



Customization

This playground complex and all equipment marked with the **"CUSTOM"** icon are available in a variety of materials, colors, and configurations. We can adapt them to your needs.

Learn more about customization on pages 32-33

13.074
Play System Barium

Width 5 016 mm
Length 5 570 mm
Height 6 081 mm
Fall height 2 090 mm

- 7-12 y.o.
- CUSTOM
- HDPE



13.038
Play System Aurum

Width 3 602 mm
Length 5 915 mm
Height 2 919 mm
Fall height 1 234 mm

- 3-7 y.o.
- CUSTOM
- HDPE



13.085
Play System Thallium

Width 8 035 mm
Length 13 201 mm
Height 6 000 mm
Fall height 2 081 mm

- 7-12 y.o.
- CUSTOM
- HDPE



13.076
Play System Iridium

Width 5 447 mm
Length 9 208 mm
Height 5 898 mm
Fall height 2 417 mm

- 7-12 y.o.
- CUSTOM
- HDPE



13.102
Play System Tellurium

Width 9 523 mm
Length 9 905 mm
Height 5 969 mm
Fall height 2 251 mm

- 7-12 y.o.
- CUSTOM
- HDPE



13.185
Play System Radium

Width 9 982 mm
Length 11 463 mm
Height 3 925 mm
Fall height 2 036 mm


- 7-12 y.o.
- CUSTOM
- HDPE





13.143
Play System Glinka

Width 2 633 mm
Length 3 043 mm
Height 2 337 mm
Fall height 710 mm

-  3-7 y.o.
-  CUSTOM
-  HDPE



13.087
Play System Tantalum

Width 2 409 mm
Length 4 166 mm
Height 2 899 mm
Fall height 1 194 mm

-  3-7 y.o.
-  CUSTOM
-  HDPE



13.203
Play System Rachmaninov

Width 3 333 mm
Length 4 035 mm
Height 3 007 mm
Fall height 1 449 mm

-  3-12 y.o.
-  CUSTOM
-  HDPE



13.200
Play System Neon

Width 3 254 mm
Length 4 154 mm
Height 2 361 mm
Fall height 2 291 mm

-  7-12 y.o.
-  CUSTOM
-  HDPE



13.166
Play System Chaikovsky

Width 3 131 mm
Length 4 226 mm
Height 2 336 mm
Fall height 709 mm

-  3-7 y.o.
-  CUSTOM
-  HDPE



19.120
Sandpit with slide

Width 2 216 mm
Length 3 105 mm
Height 2 333 mm
Fall height 580 mm

-  3-7 y.o.
-  CUSTOM
-  HDPE



13.178
Play System Selenium

Width 2 546 mm
Length 3 457 mm
Height 2 850 mm
Fall height 1 845 mm

- 3-7 y.o.
- CUSTOM
- HDPE



13.202
Play System Erbium

Width 3 825 mm
Length 3 065 mm
Height 2 932 mm
Fall height 1 913 mm

- 3-7 y.o.
- CUSTOM
- HDPE



13.052
Play System Xenon

Width 3 374 mm
Length 4 066 mm
Height 2 880 mm
Fall height 1 195 mm

- 3-7 y.o.
- CUSTOM
- HDPE



13.072
Play System Beryllium

Width 8 626 mm
Length 12 106 mm
Height 3 470 mm
Fall height 1 528 mm

- 7-12 y.o.
- CUSTOM
- HDPE



13.039
Play System Rhenium

Width 3 748 mm
Length 5 492 mm
Height 2 984 mm
Fall height 2 203 mm

- 3-7 y.o.
- CUSTOM
- HDPE



13.204
Play System France on metal poles

Width 5 598 mm
Length 6 105 mm
Height 3 373 mm
Fall height 1 498 mm

- 7-12 y.o.
- CUSTOM
- HDPE



13.053
Play System Lanthanum

Width 1 635 mm
Length 2 720 mm
Height 2 879 mm
Fall height 1 194 mm

- 3-7 y.o.
- CUSTOM
- HDPE



13.054
Play System Bismuth

Width 3 762 mm
Length 3 887 mm
Height 3 035 mm
Fall height 1 200 mm

- 3-7 y.o.
- CUSTOM
- HDPE



13.724
Play System Terbium on metal poles

Width 4 337 mm
Length 5 183 mm
Height 2 819 mm
Fall height 1 184 mm

- 3-7 y.o.
- CUSTOM
- HDPE



13.127
Play System Silicium

Width 2 820 mm
Length 4 346 mm
Height 2 350 mm
Fall height 580 mm

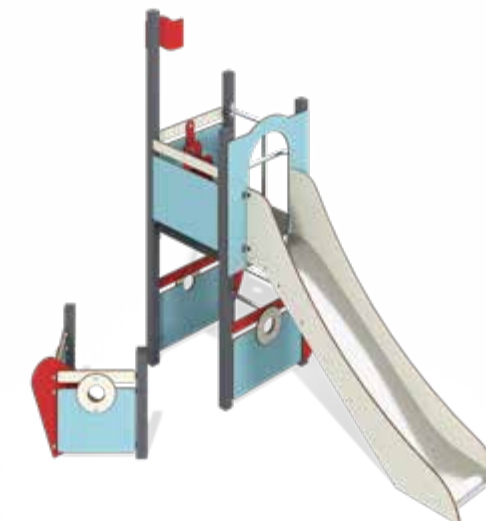
- 3-7 y.o.
- CUSTOM
- HDPE



13.719
Play System Boat

Width 2 659 mm
Length 3 065 mm
Height 2 868 mm
Fall height 1 140 mm

- 3-7 y.o.
- CUSTOM
- HDPE



13.201
Play System Trion

Width 4 883 mm
Length 4 955 mm
Height 2 563 mm
Fall height 1 528 mm

- 3-7 y.o.
- CUSTOM
- HDPE





17.227
Wooden double swing
Urban (Eco)

23.041
Double Play
Panel Cinema

19.073
Sandpit Treasure

13.181
Play System Rubidium

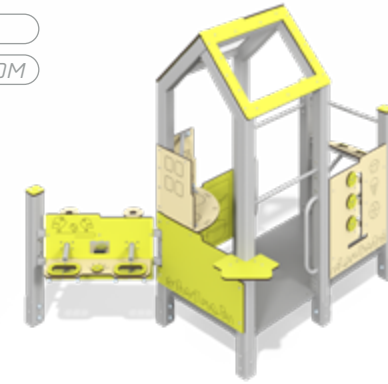
13.036
Play System Normandy

14.023
Carousel Missouri

13.336.1
The Tyrol house on metal poles

Width 1542 mm
Length 2393 mm
Height 1913 mm
Fall height 230 mm

3-7 y.o.
CUSTOM



13.789
Play System Lapland

Width 1600 mm
Length 1600 mm
Height 2000 mm
Fall height 500 mm

3-7 y.o.
CUSTOM



13.010
Play System Santorini

Width 2143 mm
Length 2833 mm
Height 1895 mm
Fall height 217 mm

3-7 y.o.
CUSTOM



13.036
Play System Normandy

Width 979 mm
Length 1002 mm
Height 1932 mm
Fall height 250 mm

3-7 y.o.
CUSTOM



13.006
Play System Provence

Width 1466 mm
Length 1963 mm
Height 1930 mm
Fall height 580 mm

2-7 y.o.
CUSTOM



13.193
Play System Lapland

Width 1665 mm
Length 1665 mm
Height 1902 mm
Fall height 459 mm

2-7 y.o.
CUSTOM



13.022
Play System Alaska

Width 1545 mm
Length 1592 mm
Height 1932 mm
Fall height 245 mm

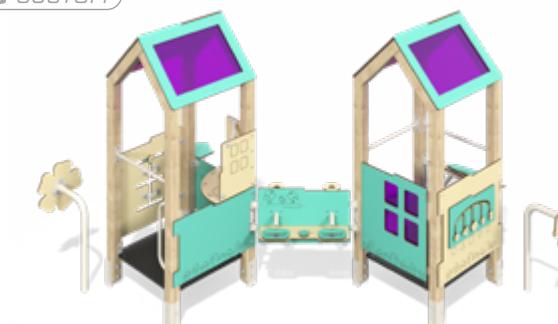
3-7 y.o.
CUSTOM



13.195
Play System Tuscany

Width 2692 mm
Length 2917 mm
Height 1925 mm
Fall height 245 mm

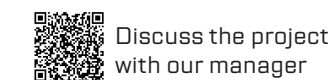
3-7 y.o.
CUSTOM



13.209
Play System Planetarium

Width 1100 mm
Length 1180 mm
Height 1495 mm
Fall height 355 mm

3-7 y.o.
CUSTOM



Discuss the project with our manager



Access materials and blueprints



MG4027
Play System

MG0518
Double swing

MG0314
Developmental element
calculations

MG0002
Seesaw 4-seater

MG0205
Spring Rider Tractor

MG1004
Carousel

MG1105
Sandpit

Natural Series "Eco Leber"

MG4009.1
Play System

Width 16 023 mm
Length 18 580 mm
Height 3 875 mm
Fall height 2 610 mm

- 7-12 y.o.
- CUSTOM
- HDPE



MG4008
Play System

Width 4 649 mm
Length 5 227 mm
Height 3 651 mm
Fall height 2 450 mm

- 4-10 y.o.
- CUSTOM
- HDPE



MG4012.1
Play System

Width 4 760 mm
Length 8 685 mm
Height 4 615 mm
Fall height 1 680 mm

- 6-12 y.o.
- CUSTOM
- HDPE



MG4020
Play System

Width 5 447 mm
Length 6 737 mm
Height 3 518 mm
Fall height 2 418 mm

- 4-10 y.o.
- CUSTOM
- HDPE



MG4003
Play System

Width 1 938 mm
Length 3 191 mm
Height 2 263 mm
Fall height 970 mm

- 3-8 y.o.
- CUSTOM
- HDPE



MG4054
Play System

Width 1 921 mm
Length 3 918 mm
Height 3 470 mm
Fall height 1 500 mm

- 4-10 y.o.
- CUSTOM
- HDPE



MG0501
Swing

MG4033
Play System

MG3002
Slide on the slope

MG1501
House

MG1001
Carousel

MG3205
Playing with sand and water



38.079
Shade canopy

MG3001
Slide

MG1502
Play System

MG0203
Spring Rider
Cockerel

13.675
Platform
with slide

MG1104
Sandpit Ship

MG0223
Spring Rider Car

MG4018
Play System

Width 20 953 mm
Length 21 794 mm
Height 3 138 mm
Fall height 1 690 mm

7-12 y.o.

CUSTOM

HDPE



MG4015
Play System

Width 7 300 mm
Length 15 561 mm
Height 3 231 mm
Fall height 1 691 mm

4-10 y.o.

CUSTOM

HDPE



MG4031
Play System

Width 5 100 mm
Length 8 600 mm
Height 4 400 mm
Fall height 2 000 mm

6-12 y.o.

CUSTOM

HDPE



MG4033
Play System

Width 5 714 mm
Length 7 445 mm
Height 5 594 mm
Fall height 1 930 mm

7-12 y.o.

CUSTOM

HDPE



MG4014
Play System

Width 5 955 mm
Length 7 230 mm
Height 3 125 mm
Fall height 1 930 mm

4-10 y.o.

CUSTOM

HDPE



13.675
Platform with slide

Width 850 mm
Length 2 100 mm
Height 1 000 mm
Fall height 600 mm

- 3-7 y.o.
- CUSTOM
- HDPE



MG3001
Slide

Width 905 mm
Length 2 166 mm
Height 2 733 mm
Fall height 970 mm

- 3-7 y.o.
- CUSTOM
- HDPE



MG1501
House

Width 1 435 mm
Length 2 935 mm
Height 2 645 mm
Fall height 480 mm

- 1-6 y.o.
- CUSTOM



MG1507
House

Width 2 400 mm
Length 2 571 mm
Height 2 982 mm
Fall height 1 455 mm

- 7-12 y.o.
- CUSTOM



MG0432
Slide with platforms

Width 2 165 mm
Length 3 485 mm
Height 785 mm
Fall height 595 mm

- 1+ y.o.
- CUSTOM
- HDPE



MG0433
Slide with platforms

Width 2 245 mm
Length 3 430 mm
Height 790 mm
Fall height 595 mm

- 1+ y.o.
- CUSTOM
- HDPE



MG1502
Play System

Width 3 191 mm
Length 3 519 mm
Height 2 413 mm
Fall height 510 mm

- 1-6 y.o.
- CUSTOM



MG1505
House

Width 1 520 mm
Length 1 550 mm
Height 2 080 mm

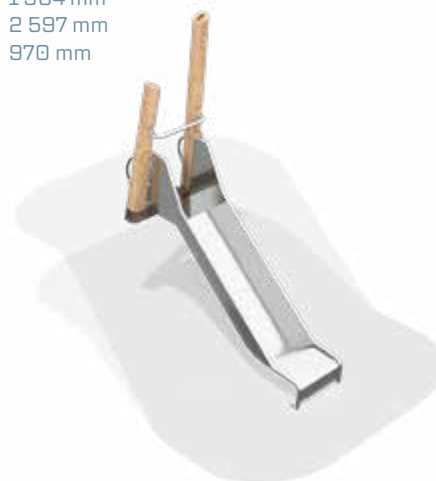
- 1-6 y.o.
- CUSTOM



MG3002
Slide on the slope

Width 782 mm
Length 1 964 mm
Height 2 597 mm
Fall height 970 mm

- 3-7 y.o.
- CUSTOM
- HDPE



MG2004
Table with stumps

Width 1 400 mm
Length 1 400 mm
Height 650 mm

- 1-6 y.o.
- CUSTOM



MG2003
Throne with chairs

Width 1 683 mm
Length 2 601 mm
Height 1 532 mm
Fall height 584 mm

- 1-6 y.o.
- CUSTOM



MG0201
Spring Rider Horse

Width 230 mm
Length 790 mm
Height 873 mm
Fall height 740 mm

3-7 y.o.

CUSTOM



MG0214
Spring Rider

Width 317 mm
Length 792 mm
Height 805 mm
Fall height 630 mm

3-7 y.o.

CUSTOM



MG0223
Spring Rider Car

Width 420 mm
Length 720 mm
Height 800 mm
Fall height 565 mm

3-7 y.o.

CUSTOM




MG0016
Seesaw Aircraft

Width 469 mm
Length 2 424 mm
Height 810 mm
Fall height 880 mm

3-7 y.o.

CUSTOM



MG0208
Spring Rider

Width 336 mm
Length 750 mm
Height 807 mm
Fall height 800 mm

3-7 y.o.

CUSTOM



MG0206
Spring Rider Surf

Width 500 mm
Length 1 700 mm
Height 2 232 mm
Fall height 650 mm

10+ y.o.

CUSTOM



MG0006
Seesaw Taiga

Width 630 mm
Length 4 000 mm
Height 2 705 mm
Fall height 1 400 mm

3-12 y.o.
CUSTOM



MG0001
Double Seesaw

Width 630 mm
Length 3 750 mm
Height 822 mm
Fall height 1 030 mm

3-12 y.o.
CUSTOM



MG0515
Swing

Width 300 mm
Length 2 050 mm
Height 2 100 mm
Fall height 1 215 mm

1-3 y.o.
CUSTOM



MG0509
Swing Nest

Width 2 430 mm
Length 4 000 mm
Height 2 972 mm
Fall height 1 526 mm

4-10 y.o.
CUSTOM



MG1004
Carousel

Width 1 418 mm
Length 1 418 mm
Height 646 mm
Fall height 197 mm

3-12 y.o.
CUSTOM



ML0101
Seesaw

Width 460 mm
Length 2 655 mm
Height 830 mm
Fall height 1 045 mm

3-12 y.o.
CUSTOM



ML0525
Nest Swing and Cradle

Width 1 000 mm
Length 4 640 mm
Height 2 100 mm
Fall height 1 380 mm

3-12 y.o.
CUSTOM



MG0508
Swing Nest

Width 1 010 mm
Length 3 220 mm
Height 2 070 mm
Fall height 1 260 mm

3-12 y.o.
CUSTOM



MG1005
Carousel

Width 1 418 mm
Length 1 418 mm
Height 802 mm
Fall height 503 mm

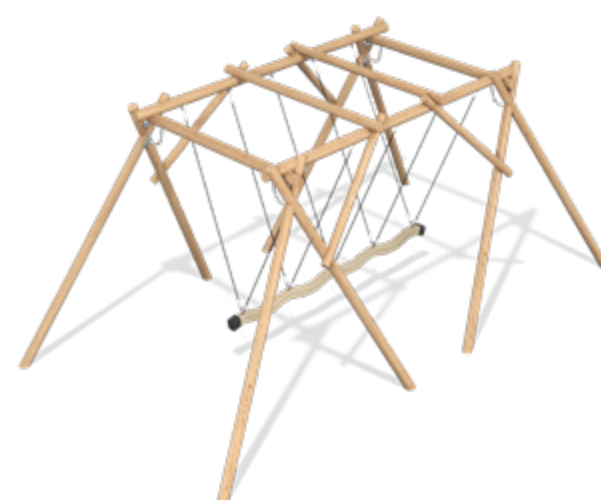
3-12 y.o.
CUSTOM



MG0512.1
Swing Viking

Width 3 185 mm
Length 5 580 mm
Height 3 830 mm
Fall height 1 880 mm

6-12 y.o.
CUSTOM



17.023
Combined Wooden Swing

Width 2 100 mm
Length 6 550 mm
Height 2 400 mm
Fall height 1 200 mm

3-12 y.o.
CUSTOM



MG0518
Double swing

Width 2 570 mm
Length 7 020 mm
Height 3 005 mm
Fall height 1 500 mm

3-10 y.o.
CUSTOM



MG0519
Swing

Width 2 370 mm
Length 5 520 mm
Height 3 100 mm
Fall height 1 635 mm

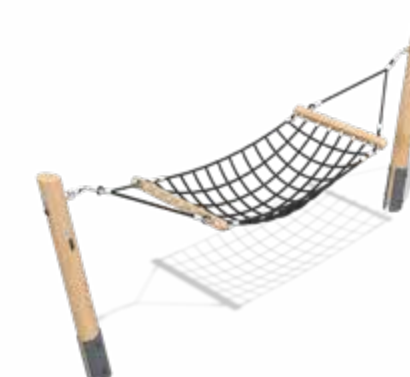
3-12 y.o.
CUSTOM



MG0510
Swing Hammock

Width 920 mm
Length 4 060 mm
Height 1 448 mm
Fall height 1 062 mm

3-12 y.o.
CUSTOM



MG4209
Sports system

Width 2 490 mm
Length 2 680 mm
Height 2 600 mm
Fall height 1 900 mm

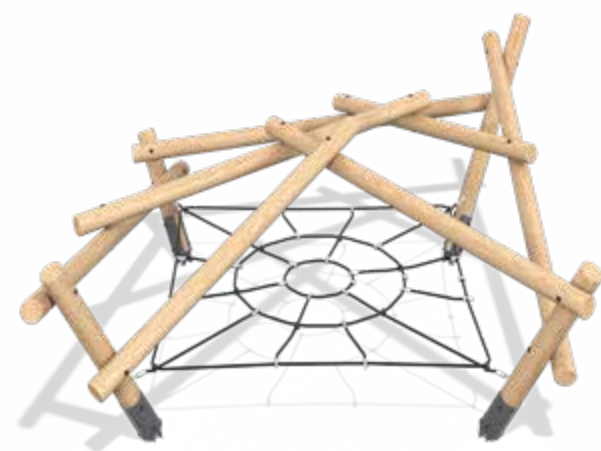
6-12 y.o.
CUSTOM



MG4202
Sports system

Width 3 488 mm
Length 3 741 mm
Height 1 855 mm
Fall height 1 855 mm

6-12 y.o.
CUSTOM



MG4203
Sports system

Width 5 060 mm
Length 6 712 mm
Height 2 620 mm
Fall height 2 518 mm

6-12 y.o.
CUSTOM



MG4207
Sports system

Width 5 344 mm
Length 6 565 mm
Height 2 805 mm
Fall height 2 565 mm

6-12 y.o.
CUSTOM



MG3540
Climbing complex

Width 4 432 mm
Length 4 842 mm
Height 1 294 mm
Fall height 1 294 mm

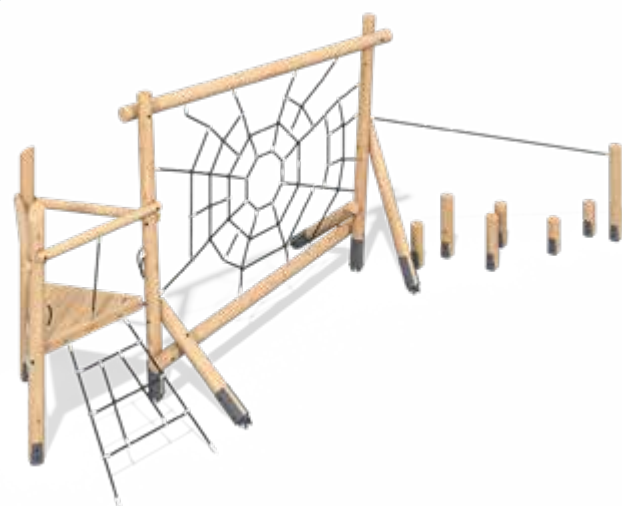
3-12 y.o.
CUSTOM



MG3546
Sports equipment Crossing

Width 3 563 mm
Length 5 485 mm
Height 2 856 mm
Fall height 1 716 mm

6-12 y.o.
CUSTOM



MG4210
Sports system

Width 3 200 mm
Length 3 276 mm
Height 2 800 mm
Fall height 2 410 mm

6-14 y.o.
CUSTOM



MG4211
Sports system

Width 8 062 mm
Length 8 435 mm
Height 2 880 mm
Fall height 1 874 mm

6-12 y.o.
CUSTOM



MG4204
Sports system

Width 4 170 mm
Length 7 500 mm
Height 2 270 mm
Fall height 1 750 mm

6-12 y.o.
CUSTOM



MG4206
Sports system Nature trail

Width 7 745 mm
Length 13 643 mm
Height 2 856 mm
Fall height 1 717 mm


6-12 y.o.
CUSTOM



MG4205
Sports system Nature trail

Width 7 086 mm
Length 7 706 mm
Height 599 mm
Fall height 599 mm

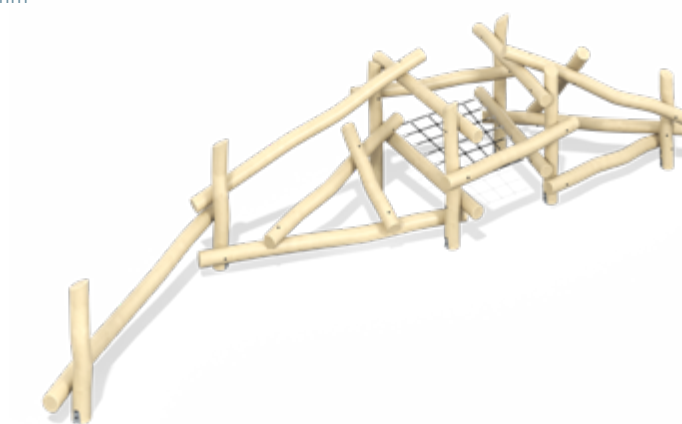
6-12 y.o.
CUSTOM



MG4214
Sports system

Width 6 029 mm
Length 9 081 mm
Height 2 228 mm
Fall height 1 228 mm

7-12 y.o.
CUSTOM



MG3202
Playing with sand and water

Width 2 270 mm
Length 2 610 mm
Height 2 540 mm
Fall height 780 mm

2-6 y.o.
CUSTOM



MG3203
Playing with sand and water

Width 2 040 mm
Length 2 550 mm
Height 1 500 mm

1-4 y.o.
CUSTOM



MG3205
Playing with sand and water

Width 1 355 mm
Length 3 900 mm
Height 770 mm
Fall height 195 mm

4+ y.o.
CUSTOM



MG1204
Sandy courtyard

Width 4 328 mm
Length 5 915 mm
Height 2 300 mm
Fall height 400 mm

2+ y.o.
CUSTOM



MG3204
Playing with sand and water

Width 1 670 mm
Length 1 890 mm
Height 1 615 mm
Fall height 330 mm

1-4 y.o.
CUSTOM



MG3201
Sand play excavator

Width 252 mm
Length 1 240 mm
Height 714 mm
Fall height 407 mm

2-6 y.o.
CUSTOM



MG1105
Sandpit

Width 2 256 mm
Length 2 256 mm
Height 450 mm
Fall height 450 mm

2+ y.o.
CUSTOM



MG1103
Sandpit

Width 4 185 mm
Length 4 800 mm
Height 250 mm

2+ y.o.
CUSTOM



MG1101
Sandpit

Width 2 550 mm
Length 2 550 mm
Height 250 mm
Fall height 250 mm

2+ y.o.
CUSTOM



23.205
Educational Module Drawing board

Width 540 mm
Length 2 000 mm
Height 1 900 mm

0-3 y.o.
CUSTOM



MG3402
Educational Module

Width 2 111 mm
Length 2 441 mm
Height 1 285 mm

3-7 y.o.
CUSTOM



MG3404
Dressing room

Width 1 449 mm
Length 1 726 mm
Height 1 631 mm
Fall height mm

3-7 y.o.
CUSTOM



23.010
Play System Small bridge

Width 800 mm
Length 2 085 mm
Height 900 mm
Fall height 900 mm

3+ y.o.
CUSTOM



MG3506
Sport equipment

Width 559 mm
Length 2 268 mm
Height 3 601 mm
Fall height 2 125 mm

3-12 y.o.
CUSTOM





We are committed to making Leber playgrounds comfortable for every kid. We design our elements so that children with special needs can participate in play on equal terms with their peers.

Reliability Standards

All equipment undergoes rigorous certification in compliance with international norms. Our structures are specifically engineered to withstand increased loads and provide maximum stability.

A Space for Equality

We create environments for shared adventures where social interaction and mutual support become a natural part of the play experience for everyone.

Barrier-Free Routes

Wide access points, precise spacing between elements, and specialized surfacing allow all children to move freely and join the fun without limitations.

13.182
Play System Actinium

Width 7 705 mm
Length 9 550 mm
Height 2 510 mm
Fall height 1 560 mm

- 3-7 y.o.
- CUSTOM
- HDPE



13.006
Play System Provence

Width 1 466 mm
Length 1 963 mm
Height 1 930 mm
Fall height 580 mm

- 2-7 y.o.
- CUSTOM



19.071
Sandpit California

Width 1 580 mm
Length 2 610 mm
Height 1 320 mm
Fall height 985 mm


- 3-7 y.o.
- CUSTOM



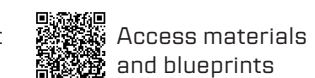
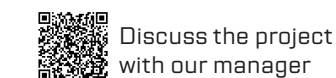
14.125
Carousel

Width 1 734 mm
Length 1 734 mm
Height 825 mm
Fall height 310 mm

- 3-12 y.o.
- CUSTOM



Inclusive Play Equipment

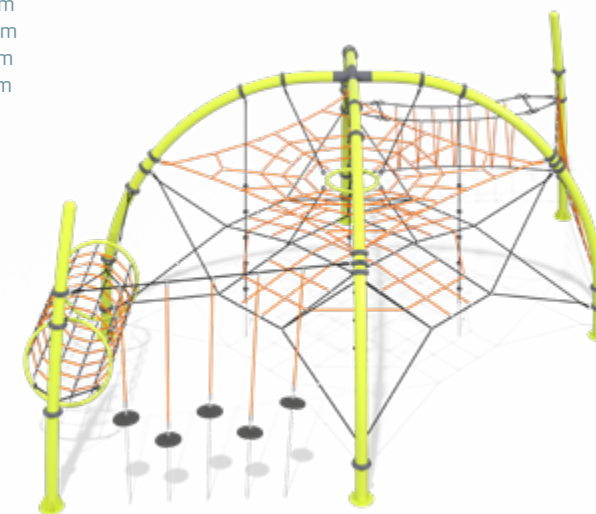




21.079
Rope Climbing Playground Gaudi

Width 4 603 mm
Length 9 280 mm
Height 3 097 mm
Fall height 1 920 mm

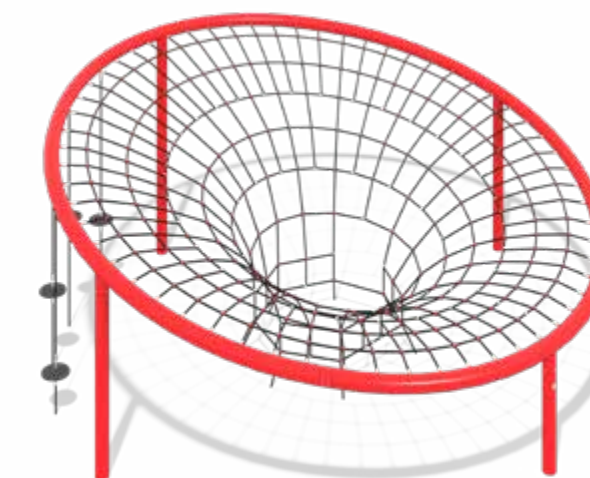
5- y.o.



21.081
Rope Climbing Playground Bauhaus

Width 5 968 mm
Length 5 996 mm
Height 2 803 mm
Fall height 2 800 mm

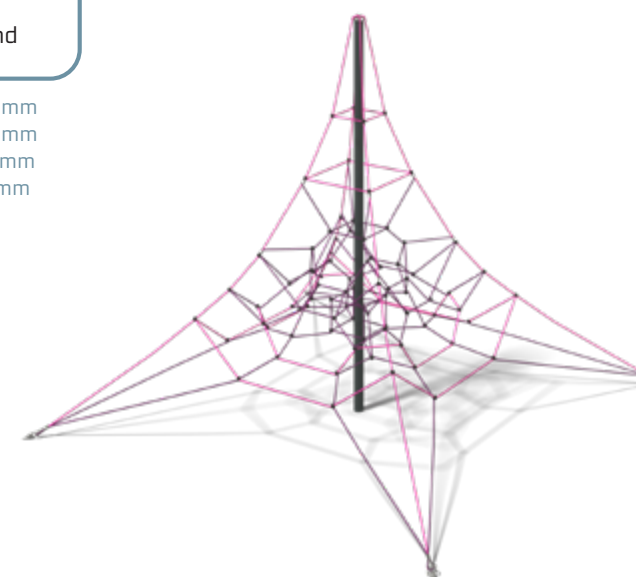
5- y.o.



21.025
Rope Climbing Playground Fuji

Width 8 000 mm
Length 8 000 mm
Height 4 000 mm
Fall height 1 200 mm

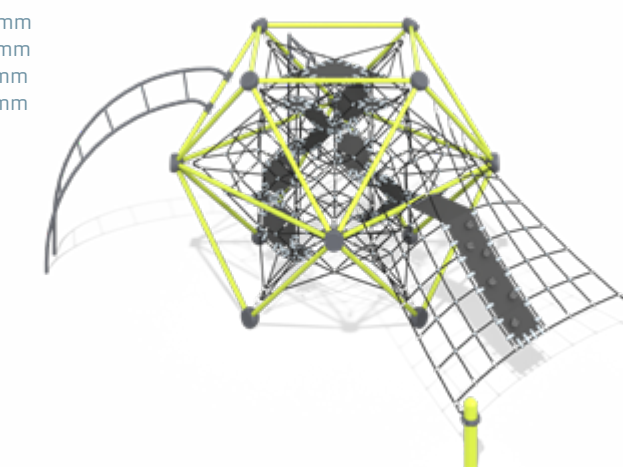
5-14 y.o.



21.074
Rope Climbing Playground Wright

Width 4 959 mm
Length 6 624 mm
Height 3 013 mm
Fall height 3 013 mm

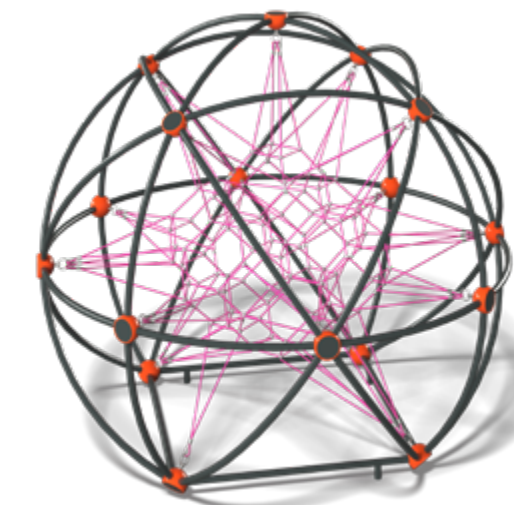
5- y.o.



21.024
Rope Climbing Playground Silicon

Width 4 595 mm
Length 4 595 mm
Height 3 920 mm
Fall height 1 694 mm

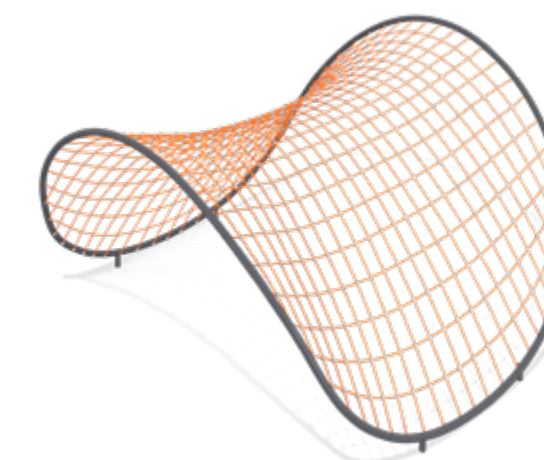
5-12 y.o.



21.042
Rope Climbing Playground Lagrange

Width 5 060 mm
Length 5 060 mm
Height 2 700 mm
Fall height 2 700 mm

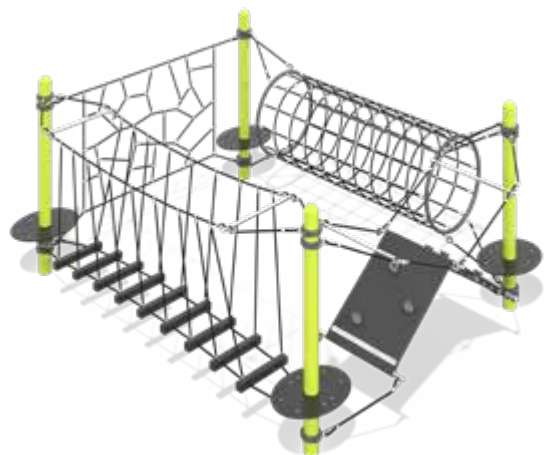
7-12 y.o.



21.082
Rope Climbing Playground
Ladovsky

Width 3 090 mm
Length 4 010 mm
Height 2 058 mm
Fall height 2 058 mm

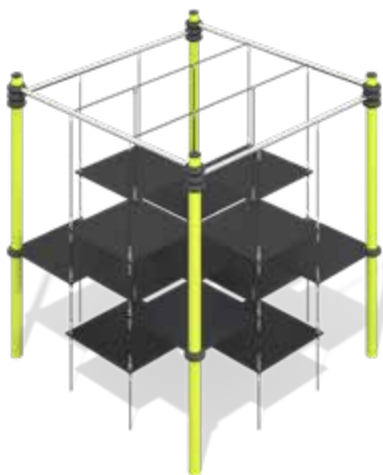
5+ y.o.



28.041
Sports and Play System
Chess climb

Width 3 230 mm
Length 3 230 mm
Height 3 300 mm
Fall height 1 800 mm

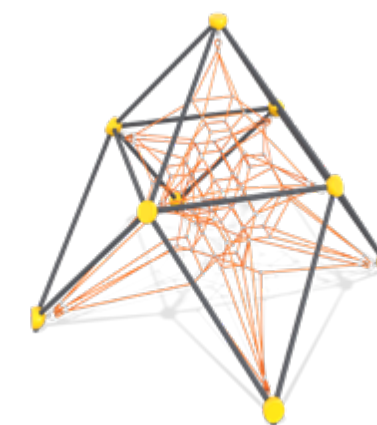
5+ y.o.



21.039
Rope Climbing Playground
Serpinsky

Width 4 610 mm
Length 4 610 mm
Height 3 498 mm
Fall height 1 687 mm

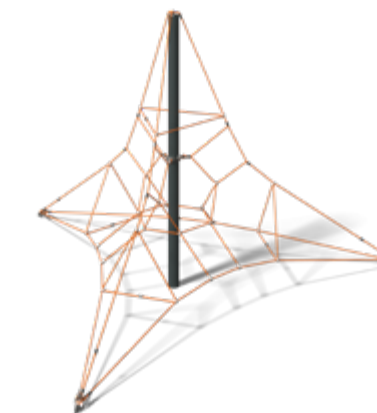
7-12 y.o.



21.027
Rope Climbing Playground
Olympus

Width 4 600 mm
Length 4 600 mm
Height 2 800 mm
Fall height 1 100 mm

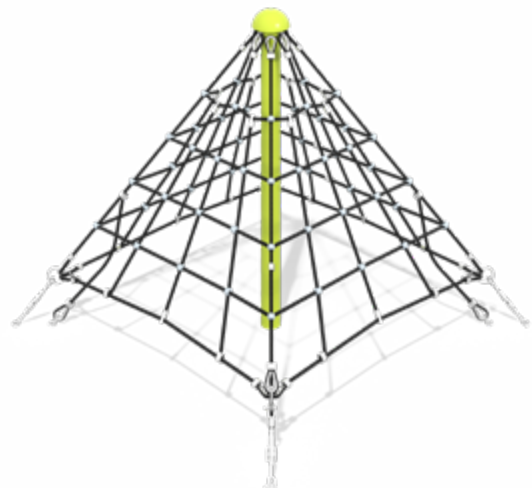
7-12 y.o.



21.076
Rope Climbing Playground
Bernini

Width 2 800 mm
Length 2 800 mm
Height 1 800 mm
Fall height 1 340 mm

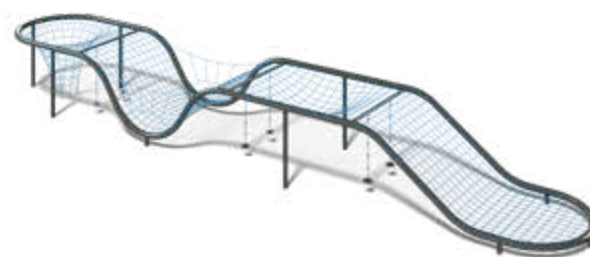
3+ y.o.



21.041
Rope Climbing Playground
Hydra

Width 4 000 mm
Length 24 300 mm
Height 2 910 mm
Fall height 2 900 mm


7-12 y.o.



21.065
Rope Climbing Playground
Zander

Width 2 598 mm
Length 3 000 mm
Height 2 460 mm
Fall height 1 615 mm

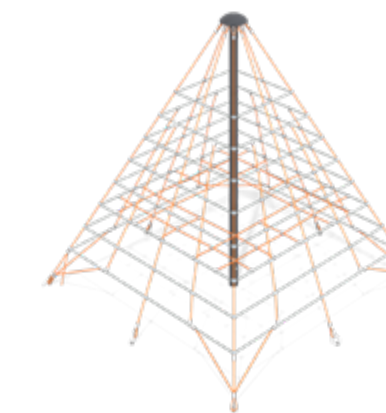
7-12 y.o.



21.028
Rope Climbing Playground
Rashmore

Width 5 310 mm
Length 5 310 mm
Height 2 840 mm
Fall height 1 246 mm

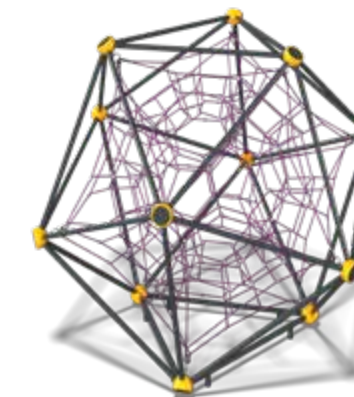
7-12 y.o.



21.047
Rope Climbing Playground
Saharov

Width 3 740 mm
Length 4 235 mm
Height 3 735 mm
Fall height 2 481 mm

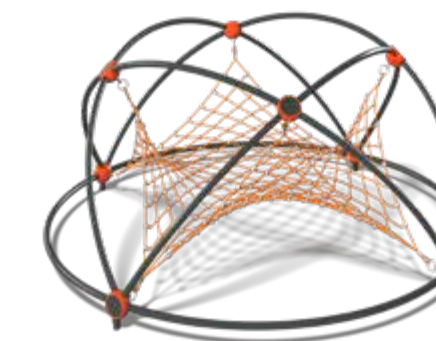
7-12 y.o.



21.045
Rope Climbing Playground
Carbon

Width 4 500 mm
Length 4 500 mm
Height 2 170 mm
Fall height 1 280 mm

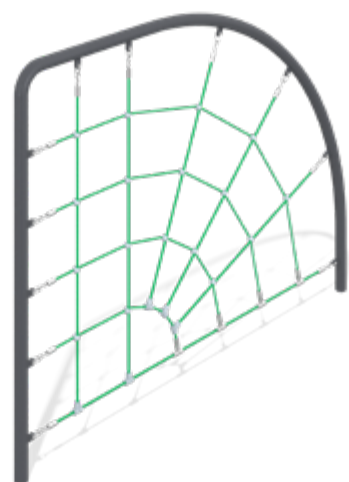
7-12 y.o.



21.058
Rope Climbing Playground
Bering

Width 2 08 mm
Length 3 056 mm
Height 2 500 mm
Fall height 1 840 mm

7-12 y.o.



21.044
Rope Climbing Playground
Baikonur

Width 5 320 mm
Length 6 110 mm
Height 850 mm
Fall height 410 mm

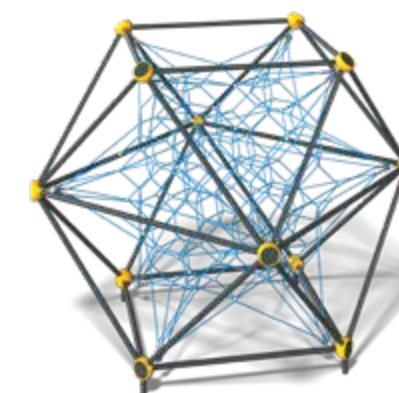
7-12 y.o.



21.013
Rope Climbing Playground
Mendeleev

Width 4 490 mm
Length 4 490 mm
Height 3 550 mm
Fall height 1 880 mm

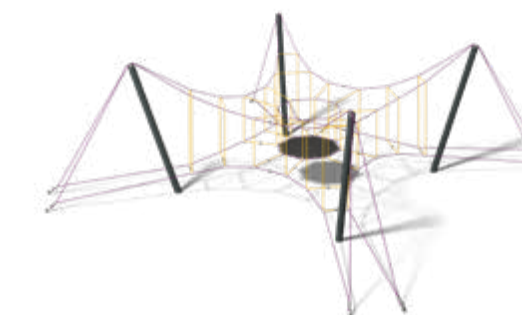
7-12 y.o.



21.036
Rope Climbing Playground
Pilyugin

Width 10 300 mm
Length 10 300 mm
Height 2 800 mm
Fall height 990 mm

7-12 y.o.



Seesaws

11.023

Seesaw Melbourne

Width 407 mm
Length 1 665 mm
Height 845 mm
Fall height 575 mm

3-12 y.o.

CUSTOM



11.016

Seesaw Crane

Width 451 mm
Length 3 813 mm
Height 2 380 mm
Fall height 1 245 mm

3-12 y.o.

CUSTOM



11.021

Seesaw with spring

Width 451 mm
Length 1 628 mm
Height 928 mm
Fall height 592 mm

3-12 y.o.

CUSTOM




11.017

Seesaw Apples and pears

Width 482 mm
Length 2 648 mm
Height 676 mm
Fall height 680 mm

3-12 y.o.

CUSTOM




11.020

Seesaw Discovery

Width 498 mm
Length 2 652 mm
Height 676 mm
Fall height 525 mm

3-12 y.o.

CUSTOM




11.013

Seesaw Singapore

Width 482 mm
Length 2 602 mm
Height 638 mm
Fall height 519 mm

3-12 y.o.

CUSTOM






11.019 Seesaw Portal

Width 482 mm
Length 2 652 mm
Height 676 mm
Fall height 527 mm

3-12 y.o.
CUSTOM



11.044 Seesaw

Width 510 mm
Length 2 700 mm
Height 692 mm
Fall height 836 mm

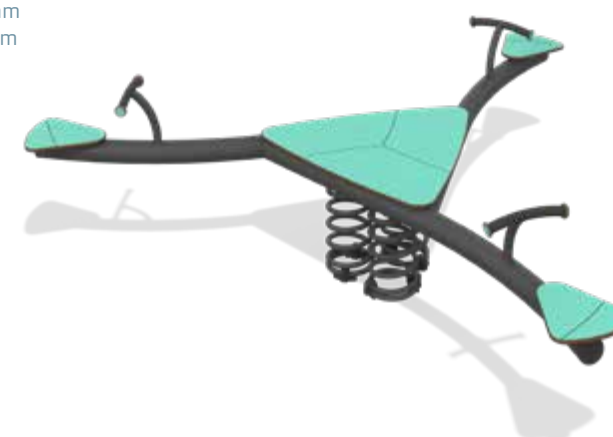
3-12 y.o.
CUSTOM



11.022 Seesaw Clover

Width 2 467 mm
Length 2 564 mm
Height 730 mm
Fall height 519 mm


3-12 y.o.
CUSTOM



11.015 Seesaw Clover

Width 480 mm
Length 2 600 mm
Height 660 mm
Fall height 536 mm


3-12 y.o.
CUSTOM



11.014 Seesaw Fretboard

Width 526 mm
Length 2 650 mm
Height 671 mm
Fall height 678 mm

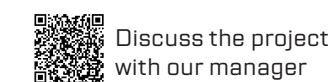

3-12 y.o.
CUSTOM



11.024 Seesaws Balance-Board

Width 1 852 mm
Length 2 237 mm
Height 697 mm
Fall height 1000 mm

5+ y.o.



Discuss the project
with our manager



Access materials
and blueprints

Trampoline Square


25.001
 Width 1350 mm
 Length 1350 mm
 Height 450 mm

25.013
 Width 1800 mm
 Length 1800 mm
 Height 420 mm

Fall height 600 mm

3-12 y.o.

CUSTOM




Trampoline square
 (Braided ribbon)

25.031
 Width 1820 mm
 Length 1820 mm
 Height 400 mm

25.029
 Width 2020 mm
 Length 2020 mm
 Height 400 mm

3-12 y.o.

CUSTOM




Trampoline square
 (Braided ribbon)

25.019
 Width 1820 mm
 Length 1820 mm
 Height 400 mm

25.018
 Width 2020 mm
 Length 2020 mm
 Height 400 mm

3-12 y.o.

CUSTOM




Trampoline square
 with light (rubber)

25.025
 Width 1820 mm
 Length 1820 mm
 Height 400 mm

25.024
 Width 2020 mm
 Length 2020 mm
 Height 400 mm

3-12 y.o.

CUSTOM




Trampoline Rectangular

25.011
 Width 1350 mm
 Length 2250 mm
 Height 450 mm
 Fall height 600 mm

3-12 y.o.

CUSTOM




Trampoline Rectangular
 3000x1000 (Braided ribbon)

25.032
 Width 1560 mm
 Length 3560 mm
 Height 400 mm

3-12 y.o.

CUSTOM



Trampoline Rectangular
 3000x1000 (rubber)

25.021
 Width 1560 mm
 Length 3560 mm
 Height 400 mm

3-12 y.o.

CUSTOM




Trampoline Rectangular with
 light 3000x1000 (rubber)

25.026
 Width 1560 mm
 Length 3560 mm
 Height 400 mm

3-12 y.o.

CUSTOM



Trampoline Round

25.009
 Width 1600 mm
 Length 1600 mm
 Height 420 mm

25.010
 Width 2100 mm
 Length 2100 mm
 Height 420 mm

Fall height 600 mm

3-12 y.o.

CUSTOM



Trampoline Round
 (Braided ribbon)

25.028
 Width 1820 mm
 Length 1820 mm
 Height 400 mm

25.027
 Width 2020 mm
 Length 2020 mm
 Height 400 mm

3-12 y.o.

CUSTOM



Trampoline Round (Rubber)

25.017
 Width 1820 mm
 Length 1820 mm
 Height 400 mm

25.016
 Width 2020 mm
 Length 2020 mm
 Height 400 mm

3-12 y.o.

CUSTOM



Trampoline Round
 with light (rubber)

25.023
 Width 1820 mm
 Length 1820 mm
 Height 400 mm

25.022
 Width 2020 mm
 Length 2020 mm
 Height 400 mm

3-12 y.o.

CUSTOM



Trampolines

25.014
Trampoline 3-squared

Width 2 350 mm
Length 2 350 mm
Height 770 mm
Fall height 770 mm

6-12 y.o.
CUSTOM



25.015
Trampoline 2-squared and rectangular

Width 2 330 mm
Length 2 330 mm
Height 410 mm
Fall height 900 mm

6-12 y.o.
CUSTOM



25.005
Trampoline Four squares

Width 2 350 mm
Length 2 350 mm
Height 770 mm
Fall height 770 mm


6-12 y.o.
CUSTOM



25.007
Trampoline Geoplasty round
d = 1600

Width 2 330 mm
Length 2 330 mm
Height 410 mm
Fall height 900 mm


6-12 y.o.
CUSTOM



25.008
Trampoline Geoplasty square
1350x1350

Width 2 050 mm
Length 2 050 mm
Height 310 mm
Fall height 900 mm


6-12 y.o.
CUSTOM



25.006
Trampoline Geoplasty
octagonal 1600x1600mm

Width 2 350 mm
Length 2 350 mm
Height 340 mm
Fall height 900 mm

6-12 y.o.
CUSTOM



Geoplastics

43.036

Hummock with a tunnel

Width 2 350 mm
 Length 2 350 mm
 Height 770 mm
 Fall height 770 mm

3+ y.o.

CUSTOM



43.038

Bumps

Width 2 350 mm
 Length 2 350 mm
 Height 750 mm
 Fall height 750 mm

3+ y.o.

CUSTOM



43.033

Hummock

Width 400 mm
 Length 400 mm
 Height 120 mm
 Fall height 120 mm

1+ y.o.

CUSTOM



ML3515.1

Pipe hooks

Width 1 725 mm
 Length 2 000 mm
 Height 900 mm

6-12 y.o.

CUSTOM




43.040

Sphere with rope

Width 4 500 mm
 Length 4 500 mm
 Height 1 700 mm
 Fall height 1 700 mm

5+ y.o.

CUSTOM




43.041

Sphere with rope

Width 4 500 mm
 Length 7 500 mm
 Height 1 700 mm
 Fall height 1 700 mm

5+ y.o.

CUSTOM



43.035

Balance Ball

Width 900 mm
 Length 900 mm
 Height 550 mm
 Fall height 550 mm

3+ y.o.

CUSTOM




43.039

Sphere with rope

Width 4 500 mm
 Length 4 500 mm
 Height 1 700 mm
 Fall height 1 700 mm

5+ y.o.

CUSTOM



34.255

Slide h=950 [HPL]

Width 680 mm
Length 2 149 mm
Height 1 588 mm
Fall height 954 mm

3-7 y.o.

CUSTOM

HDPE



13.713.2

Slide h=550 [HDPE Slide]

Width 542 mm
Length 1 760 mm
Height 1 287 mm
Fall height 573 mm

3-7 y.o.

CUSTOM



13.721

Play Module Excavator

Width 1 200 mm
Length 2 850 mm
Height 1 600 mm

3-6 y.o.

CUSTOM




13.207

Play System Steam Train

Width 2 167 mm
Length 2 492 mm
Height 1 990 mm
Fall height 507 mm

3-7 y.o.

CUSTOM



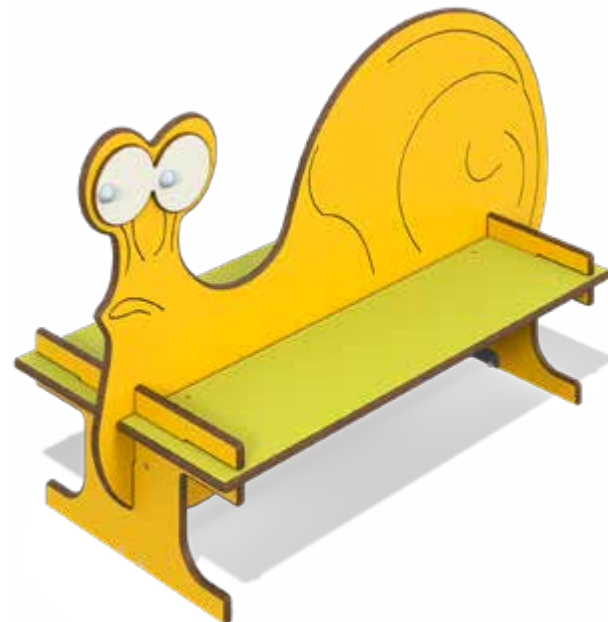
34.497

Bench Snail [HPL]

Width 517 mm
Length 1 149 mm
Height 710 mm

3-8 y.o.

CUSTOM



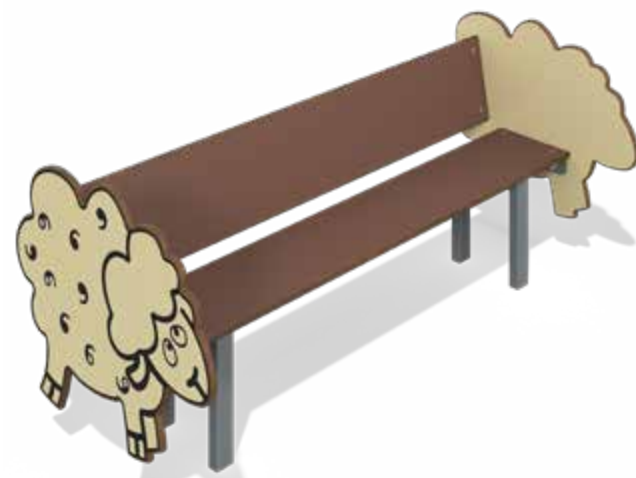
34.258

Kids bench Lamb

Width 558 mm
Length 1 238 mm
Height 533 mm
Fall height 260 mm

3-6 y.o.

CUSTOM




34.475

Table

Width 1 152 mm
Length 1 198 mm
Height 465 mm
Fall height 223 mm

3-7 y.o.

CUSTOM



13.206

Play System Boat

Width 1 520 mm
Length 2 850 mm
Height 1 815 mm
Fall height 670 mm

3-6 y.o.

CUSTOM



13.208

Play System Wave

Width 985 mm
Length 1 935 mm
Height 1 815 mm

3-7 y.o.

CUSTOM



13.205

Play System Police Car

Width 784 mm
Length 1 460 mm
Height 1 285 mm
Fall height 352 mm

3-7 y.o.

CUSTOM





16.047
Spring Rider Cat with a ball

Width 380 mm
Length 717 mm
Height 890 mm
Fall height 433 mm

3-7 y.o.
CUSTOM



16.055
Spring Rider Star

Width 380 mm
Length 600 mm
Height 805 mm
Fall height 500 mm

3-7 y.o.
CUSTOM



16.057
Spring Rider Kansas

Width 450 mm
Length 500 mm
Height 504 mm
Fall height 429 mm

3-7 y.o.
CUSTOM



16.042
Spring Rider Ceratops

Width 380 mm
Length 666 mm
Height 854 mm
Fall height 502 mm

3-7 y.o.
CUSTOM



16.056
Spring Rider Tyrannosaurus

Width 380 mm
Length 704 mm
Height 918 mm
Fall height 502 mm

3-7 y.o.
CUSTOM



16.044
Spring Rider Brontosaurus

Width 380 mm
Length 666 mm
Height 905 mm
Fall height 502 mm


3-7 y.o.
CUSTOM



16.052
Spring Rider Stump

Width 587 mm
Length 765 mm
Height 854 mm
Fall height 410 mm

3-7 y.o.
CUSTOM



16.051
Spring Rider Portal

Width 380 mm
Length 600 mm
Height 969 mm
Fall height 502 mm

3-7 y.o.
CUSTOM





16.038
Spring Rider Chicago

Width 406 mm
Length 732 mm
Height 994 mm
Fall height 488 mm


3-7 y.o.
CUSTOM



16.049
Spring Rider Bee

Width 380 mm
Length 749 mm
Height 1156 mm
Fall height 502 mm

3-7 y.o.
CUSTOM



16.134
Spring Rider Reuleaux

Width 380 mm
Length 677 mm
Height 1004 mm
Fall height 503 mm


3-7 y.o.
CUSTOM



16.048
Spring Rider Fish

Width 406 mm
Length 795 mm
Height 1191 mm
Fall height 488 mm

3-7 y.o.
CUSTOM



16.054
Spring Rider Boombox

Width 528 mm
Length 804 mm
Height 969 mm
Fall height 522 mm

3-7 y.o.
CUSTOM



16.070
Spring Rider Worm

Width 389 mm
Length 671 mm
Height 836 mm
Fall height 522 mm

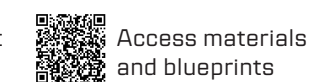
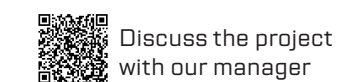
3-7 y.o.
CUSTOM



ML020.1
Spring Rider Fox

Width 303 mm
Length 726 mm
Height 841 mm
Fall height 561 mm

3-7 y.o.
CUSTOM



Carousels

14.048

Carousel

Width 1 230 mm
Length 1 230 mm
Height 817 mm
Fall height 454 mm

3-12 y.o.

CUSTOM




14.023

Carousel Missouri

Width 1 654 mm
Length 1 654 mm
Height 817 mm
Fall height 409 mm

3-12 y.o.

CUSTOM



14.047

Carousel

Width 1 230 mm
Length 1 230 mm
Height 817 mm
Fall height 454 mm

3-12 y.o.

CUSTOM



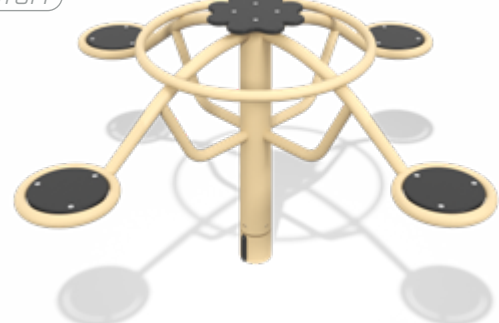
14.007

Carousel Quebec

Width 1 847 mm
Length 1 847 mm
Height 842 mm
Fall height 536 mm

7-12 y.o.

CUSTOM



14.022

Carousel Spiral

Width 1 664 mm
Length 1 664 mm
Height 859 mm
Fall height 426 mm

3-12 y.o.

CUSTOM



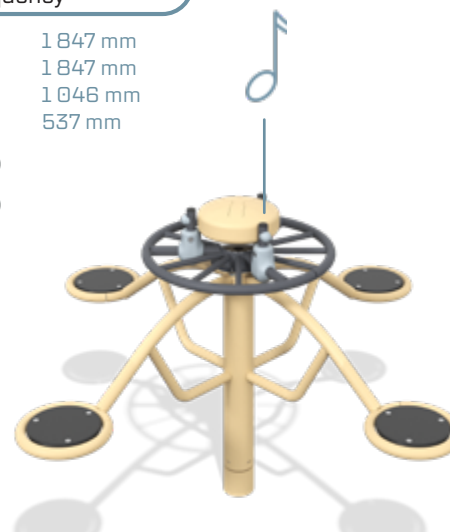
14.021

Carousel Frequency

Width 1 847 mm
Length 1 847 mm
Height 1 046 mm
Fall height 537 mm

7-12 y.o.

CUSTOM



14.028

Carousel Louisiana

Width 3 129 mm
Length 3 129 mm
Height 2 638 mm
Fall height 699 mm

7-12 y.o.

CUSTOM



14.017

Carousel Iowa

Width 1 230 mm
Length 1 230 mm
Height 760 mm
Fall height 489 mm

3-12 y.o.

CUSTOM



14.027

Carousel Georgia

Width 2 701 mm
Length 2 701 mm
Height 2 378 mm
Fall height 1 895 mm

7-12 y.o.

CUSTOM



14.031
Spinner Alabama

Width 1 044 mm
Length 1 046 mm
Height 1 181 mm

3-12 y.o.
CUSTOM



14.026
Carousel Colorado

Width 915 mm
Length 915 mm
Height 2 032 mm
Fall height 1 870 mm

7-12 y.o.
CUSTOM



14.006
Carousel Nest

Width 1 042 mm
Length 1 042 mm
Height 809 mm
Fall height 809 mm

7-12 y.o.
CUSTOM



14.025
Carousel Utah

Width 450 mm
Length 450 mm
Height 377 mm
Fall height 302 mm

3-7 y.o.
CUSTOM



17.235
Wooden single swing (Eco)

Width 1 500 mm
Length 2 390 mm
Height 2 150 mm
Fall height 1 300 mm

3-12 y.o.
CUSTOM



17.048
Swing Amplitude

Width 1 491 mm
Length 3 465 mm
Height 3 025 mm
Fall height 1 547 mm

3-12 y.o.
CUSTOM



17.223
Swing Claws

Width 1 000 mm
Length 2 860 mm
Height 2 340 mm
Fall height 1 230 mm

3-12 y.o.
CUSTOM



17.111
Triple swing

Width 1 000 mm
Length 10 100 mm
Height 3 000 mm
Fall height 1 655 mm

3+ y.o.
CUSTOM



17.232
Wooden double swing

Width 1 555 mm
Length 3 464 mm
Height 2 275 mm
Fall height 1 300 mm

3-12 y.o.
CUSTOM



17.044
Swing Spiral

Width 2 942 mm
Length 4 065 mm
Height 2 220 mm
Fall height 1 400 mm

3-12 y.o.
CUSTOM



17.225
Swing Paws

Width 1 147 mm
Length 3 760 mm
Height 2 954 mm
Fall height 1 508 mm

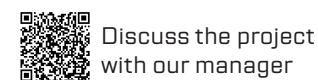
3-12 y.o.
CUSTOM



17.045
Swing Arc

Width 1 300 mm
Length 5 985 mm
Height 2 465 mm
Fall height 1 435 mm

3-12 y.o.
CUSTOM



Discuss the project with our manager



Access materials and blueprints



17.212
Double metal swing

Width 1460 mm
Length 3 695 mm
Height 2 640 mm
Fall height 1400 mm

3-12 y.o.
CUSTOM



17.208
Metal swing Nest

Width 1460 mm
Length 2 980 mm
Height 2 640 mm
Fall height 1465 mm

3-12 y.o.
CUSTOM



17.209
Steel Swing

Width 1460 mm
Length 2 360 mm
Height 2 640 mm
Fall height 1450 mm

3-12 y.o.
CUSTOM



17.216
Double metal swing

Width 1460 mm
Length 3 495 mm
Height 2 640 mm
Fall height 1450 mm

3-12 y.o.
CUSTOM



17.236.1
Swing

Width 2 080 mm
Length 8 570 mm
Height 2 397 mm
Fall height 1100 mm

3-12 y.o.
CUSTOM



17.236.2
Swing

Width 4 517 mm
Length 18 255 mm
Height 2 398 mm
Fall height 1100 mm

3-12 y.o.
CUSTOM



17.221
Swing Towers

Width 5 198 mm
Length 5 458 mm
Height 3 612 mm
Fall height 1355 mm

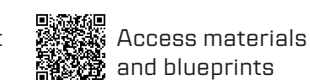
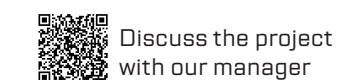
3-12 y.o.
CUSTOM



17.222
Group Swing

Width 6 767 mm
Length 6 767 mm
Height 2 617 mm
Fall height 1400 mm

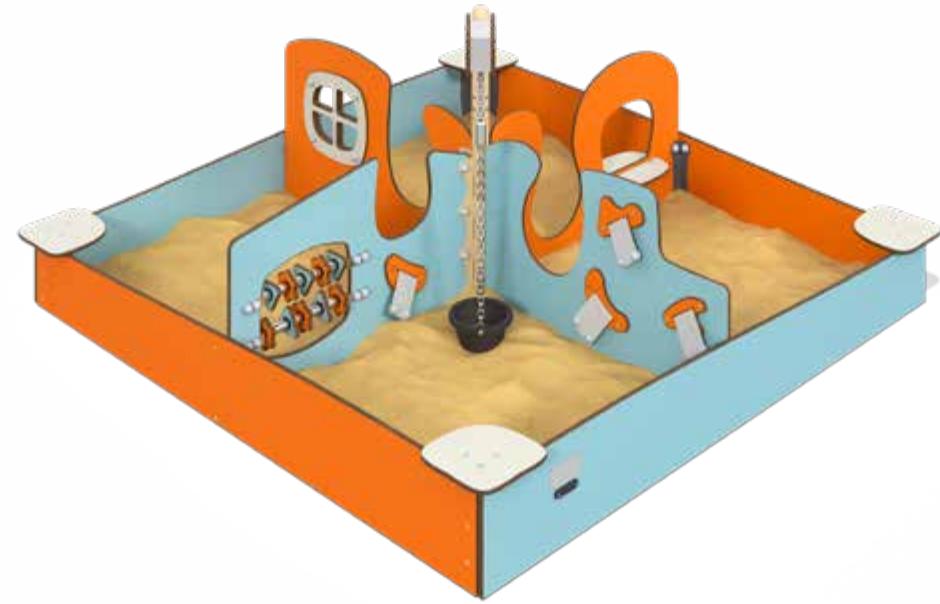
3-12 y.o.
CUSTOM



19.067
Sandpit Gravity

Width 2 125 mm
Length 2 125 mm
Height 1 018 mm
Fall height 1 018 mm

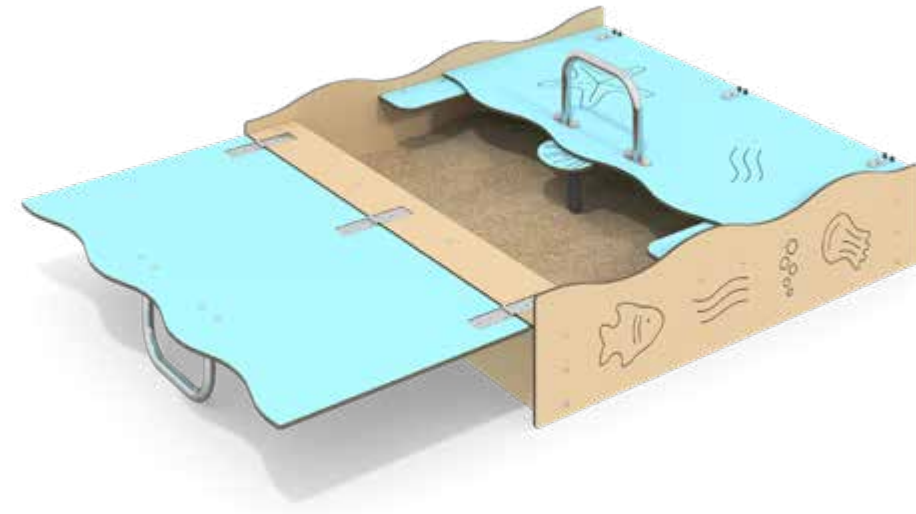
3-6 y.o.
CUSTOM



19.037
Sandpit Sea with a lid

Width 1 300 mm
Length 1 300 mm
Height 514 mm
Fall height 267 mm

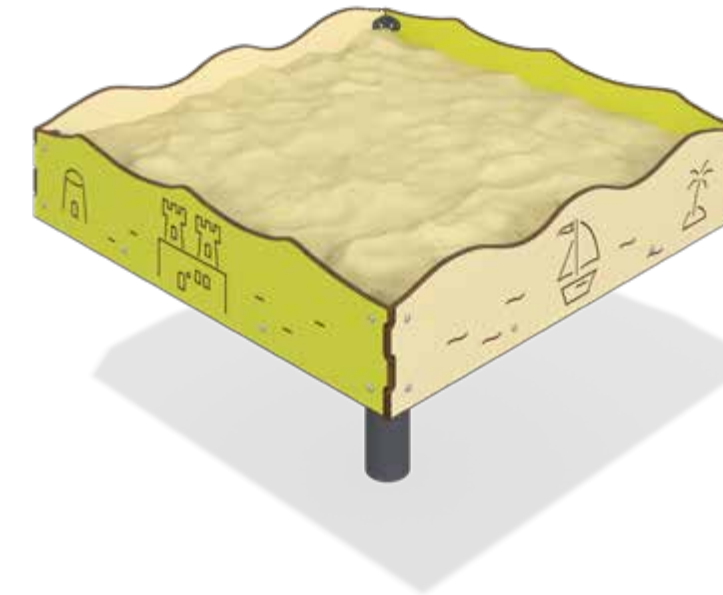
3-7 y.o.
CUSTOM



19.027
Sandpit Beach

Width 1 000 mm
Length 1 000 mm
Height 715 mm
Fall height 715 mm

3-6 y.o.
CUSTOM



19.047
Sandpit Indians

Width 2 615 mm
Length 2 615 mm
Height 255 mm
Fall height 255 mm

3-6 y.o.
CUSTOM



19.073
Sandpit Treasure

Width 2 240 mm
Length 2 575 mm
Height 310 mm
Fall height 310 mm

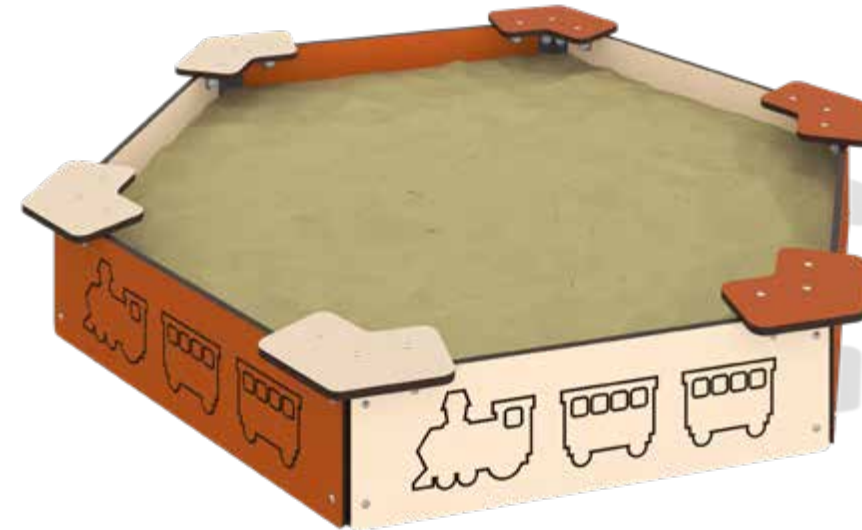
3-7 y.o.
CUSTOM



19.049
Sandpit Transport

Width 1 515 mm
Length 1 740 mm
Height 250 mm
Fall height 250 mm

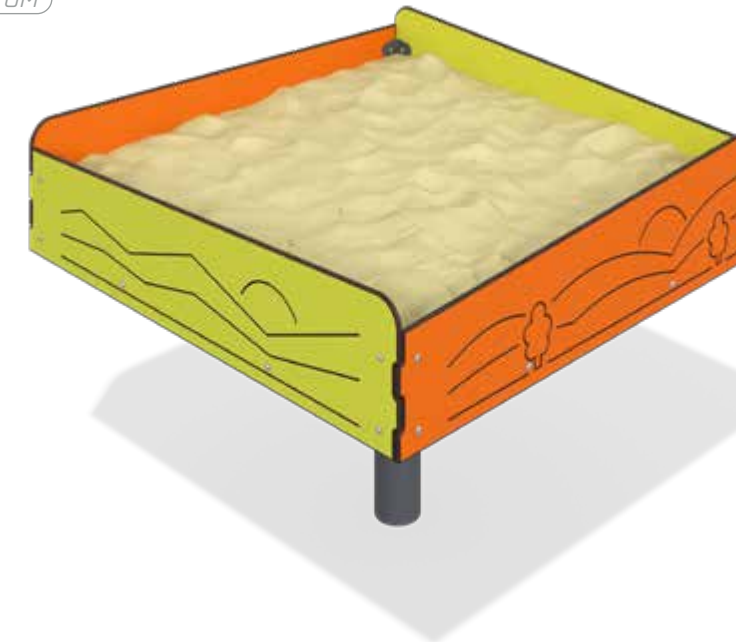
3-6 y.o.
CUSTOM



19.026
Sandpit Mountains and forests

Width 1 000 mm
Length 1 000 mm
Height 750 mm
Fall height 750 mm

3-6 y.o.
CUSTOM



19.066
Sandpit Safari

Width 4 080 mm
Length 4 281 mm
Height 1 962 mm
Fall height 585 mm

3-12 y.o.
CUSTOM



23.019
Play Panel Races

Width 125 mm
Length 780 mm
Height 1145 mm

3-7 y.o.
CUSTOM



23.032
Educational Module Solar System

Width 123 mm
Length 770 mm
Height 1160 mm

3-7 y.o.
CUSTOM



23.015
Double Play Panel Cat and Dog

Width 108 mm
Length 1360 mm
Height 1167 mm

3-7 y.o.
CUSTOM



23.034
Educational Module Sprockets

Width 90 mm
Length 740 mm
Height 1132 mm

3-7 y.o.
CUSTOM



23.035
Educational Module Gear Wheels

Width 243 mm
Length 920 mm
Height 1132 mm

3-7 y.o.
CUSTOM



23.044
Educational Module Calculations

Width 110 mm
Length 770 mm
Height 1165 mm

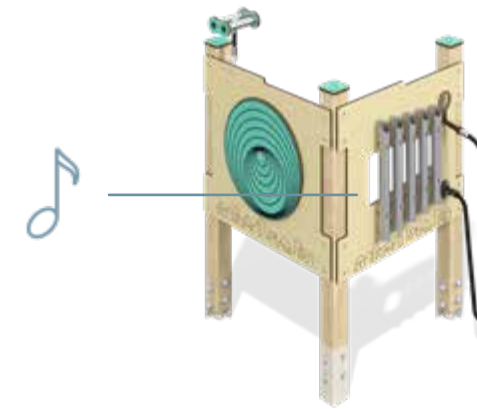
3-12 y.o.
CUSTOM



23.031
Educational Module Xylophone Illusion

Width 820 mm
Length 830 mm
Height 1300 mm

3-12 y.o.
CUSTOM



23.017
Play Panel DJ Console

Width 402 mm
Length 870 mm
Height 1167 mm

3-7 y.o.
CUSTOM



23.038
Play Panel Car

Width 143 mm
Length 770 mm
Height 1160 mm


3-7 y.o.
CUSTOM



23.185
Play Panel Erudite

Width 885 mm
Length 2 082 mm
Height 865 mm

3-7 y.o.
CUSTOM



23.041
Double Play Panel Cinema

Width 200 mm
Length 802 mm
Height 1122 mm

3-12 y.o.
CUSTOM



23.001
Play Panel Gas station

Width 660 mm
Length 1269 mm
Height 1757 mm

3-7 y.o.
CUSTOM



23.042
Educational Module 15 Puzzle

Width 90 mm
Length 800 mm
Height 1167 mm

3-12 y.o.
CUSTOM



23.043
Play Panel Naughts and Crosses

Width 90 mm
Length 769 mm
Height 1132 mm

3-7 y.o.
CUSTOM



23.206
Educational Module Drawing board

Width 260 mm
Length 1550 mm
Height 1530 mm

1+ y.o.
CUSTOM



23.039
Play system Portal

Width 760 mm
Length 2 226 mm
Height 1167 mm
Fall height 325 mm

2-7 y.o.
CUSTOM



23.013
Play Panel Tic Tac Toe

Width 48 mm
Length 1179 mm
Height 1261 mm

3-12 y.o.
CUSTOM



23.037
Play Panel Food Chain

Width 85 mm
Length 1179 mm
Height 1261 mm

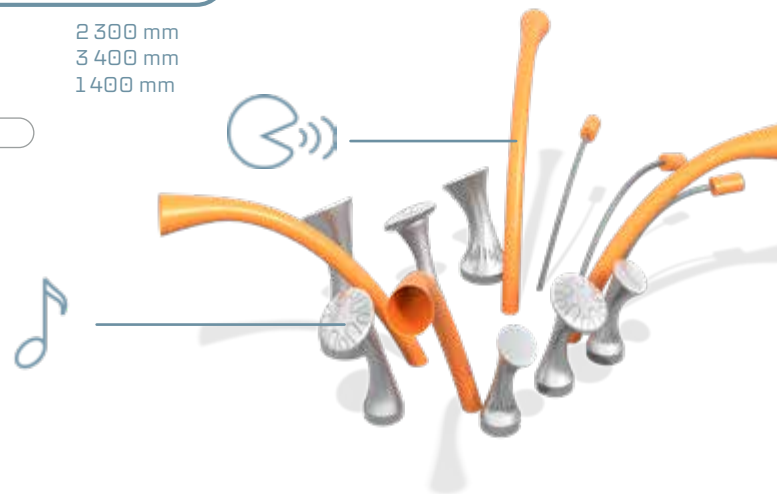
3-12 y.o.
CUSTOM



23.009
Educational Module Orchestra

Width 2300 mm
Length 3400 mm
Height 1400 mm


3+ y.o.



23.026
Educational Module Glockenspiel

Width 500 mm
Length 1200 mm
Height 750 mm

3+ y.o.



13.009
Play System Pontoon

Width 770 mm
Length 1450 mm
Height 1065 mm
Fall height 305 mm

3-7 y.o.
CUSTOM



13.198
Play System Cable bridge

Width 770 mm
Length 1450 mm
Height 1118 mm
Fall height 685 mm

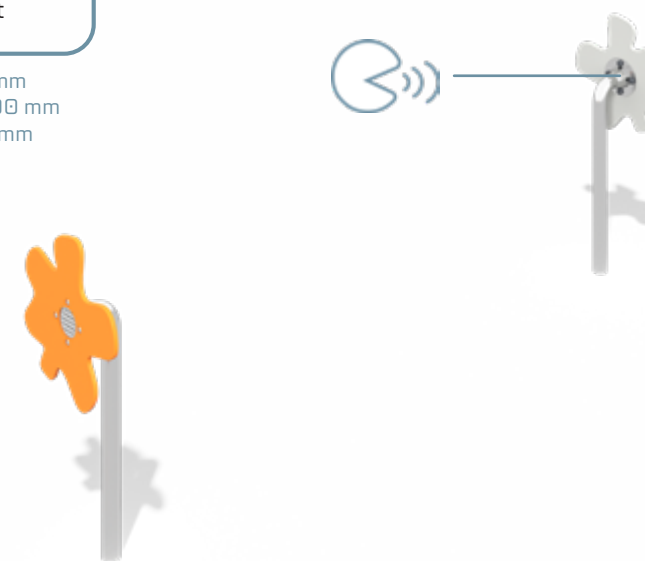
3-7 y.o.
CUSTOM



MG3403
Developmental element Intercom

Width 469 mm
Length 15000 mm
Height 1116 mm

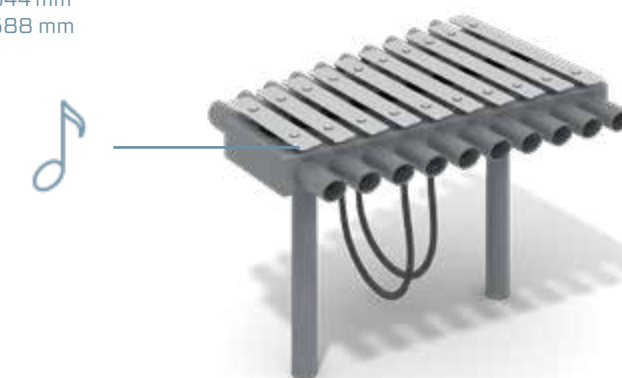
3-7 y.o.
CUSTOM



23.021
Educational Module Glockenspiel

Width 724 mm
Length 844 mm
Height 588 mm

3+ y.o.



23.011
Play System Bridge

Width 770 mm
Length 1340 mm
Height 1167 mm
Fall height 455 mm

3-7 y.o.
CUSTOM



13.007
Play System Balance

Width 770 mm
Length 1450 mm
Height 1065 mm
Fall height 230 mm

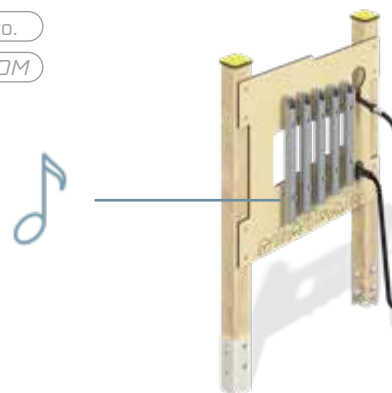
3-7 y.o.
CUSTOM



23.036
Educational Module Xylophone

Width 150 mm
Length 770 mm
Height 1160 mm

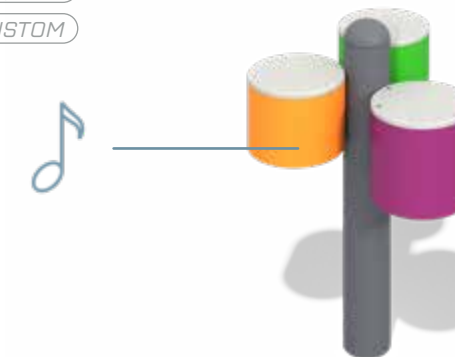
3-12 y.o.
CUSTOM



ML3415
Trumpet drum group

Width 571 mm
Length 616 mm
Height 906 mm

2+ y.o.
CUSTOM



23.022
Educational Module Glucophone

Width 380 mm
Length 380 mm
Height 670 mm

3+ y.o.
CUSTOM



44.001
Educational Module Billiards

Width 340 mm
Length 466 mm
Height 700 mm

3-12 y.o.
CUSTOM



44.002
Educational Module Gates

Width 340 mm
Length 466 mm
Height 700 mm

3-12 y.o.
CUSTOM



Sports Equipment

Outdoor activity is a long-term investment in health. We create equipment for street workouts that suits everyone—from professional athletes to those just starting their fitness journey.



A Professional Approach

We develop our trainers in collaboration with fitness experts. The functional design of each station allows users to easily follow workout programs from popular mobile apps right in their local yard or park.



The Natural Boost

Increased oxygen intake during outdoor sessions helps the body clear lactic acid faster. This reduces muscle fatigue, allowing for longer and more productive training sessions.



A Universal Foundation

Our range provides everything needed for full-body development. It includes dedicated elements for strength and cardio sessions, team sports, and active play for children.



Sports
Equipment



MG4524
Sports equipment
for workout

MG4532
Sports equipment for workout

MG4523
Sports equipment for workout

MG4511
Sports system Bench
with stops

MG4508
Sports equipment for workout
Double bars

MG4510
Sports equipment for workout

MG4508
Sports equipment for workout
Double bars



MG4502
Sports system Double horizontal bar

Width 140 mm
Length 3 200 mm
Height 2 800 mm
Fall height 2 315 mm

14+ y.o.

CUSTOM



MG4504
Sports system Horizontal bar tee low

Width 190 mm
Length 4 730 mm
Height 1 550 mm

14+ y.o.

CUSTOM




MG4509
Sports equipment for workout

Width 1 678 mm
Length 3 193 mm
Height 597 mm

14+ y.o.

CUSTOM




MG4510
Sports equipment for workout

Width 1 685 mm
Length 4 154 mm
Height 597 mm

14+ y.o.

CUSTOM



MG4508
Sports equipment for workout Double bars

Width 698 mm
Length 4 051 mm
Height 1 517 mm

14+ y.o.

CUSTOM



MG4515
Sports equipment for workout

Width 2 228 mm
Length 3 681 mm
Height 2 701 mm
Fall height 2 305 mm

14+ y.o.

CUSTOM




MG4523
Sports equipment for workout

Width 1 680 mm
Length 1 725 mm
Height 2 800 mm
Fall height 2 300 mm

14+ y.o.

CUSTOM



MG4524
Sports equipment for workout

Width 2 195 mm
Length 3 760 mm
Height 2 800 mm
Fall height 2 300 mm

14+ y.o.

CUSTOM



MG4511
Sports system Bench with stops

Width 1 271 mm
Length 2 493 mm
Height 954 mm

14+ y.o.

CUSTOM



MG4517
Sports system Handlebar

Width 1 670 mm
Length 4 348 mm
Height 2 752 mm
Fall height 2 276 mm

14+ y.o.

CUSTOM

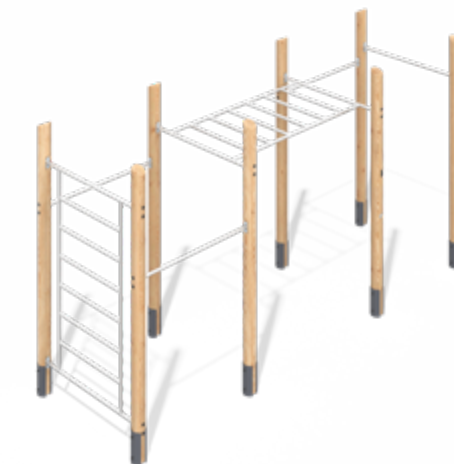


MG4530
Sports equipment for workout

Width 1 680 mm
Length 5 355 mm
Height 2 800 mm
Fall height 2 380 mm

14+ y.o.

CUSTOM




MG4531
Sports equipment for workout

Width 1 720 mm
Length 7 450 mm
Height 2 800 mm
Fall height 2 300 mm

14+ y.o.

CUSTOM



MG4532
Sports equipment for workout

Width 1 723 mm
Length 6 453 mm
Height 2 794 mm
Fall height 2 297 mm

14+ y.o.

CUSTOM



MG4526
Sports equipment for workout

Width 1 680 mm
Length 3 825 mm
Height 2 800 mm
Fall height 2 300 mm

14+ y.o.

CUSTOM



MG4513
Sports system Swedish wall

Width 195 mm
Length 1 680 mm
Height 2 800 mm
Fall height 2 380 mm


14+ y.o.
CUSTOM



MG4516
Sports system Handlebar

Width 1 680 mm
Length 2 295 mm
Height 2 050 mm
Fall height 1 950 mm

14+ y.o.
CUSTOM



30.120
Dip Bars Attachment

Width 631 mm
Length 871 mm
Height 1 401 mm
Fall height 1 500 mm

12+ y.o.
CUSTOM



30.118
Side turnstile

Width 350 mm
Length 1 060 mm
Height 2 096 mm
Fall height 1 900 mm

14+ y.o.
CUSTOM



30.176
Add-on wall bars with rings

Width 1 360 mm
Length 1 560 mm
Height 2 920 mm
Fall height 2 100 mm

14+ y.o.
CUSTOM



MG4507
Sports equipment for workout
Bars

Width 698 mm
Length 2 151 mm
Height 1 517 mm
Fall height 1 421 mm

14+ y.o.
CUSTOM



MG4514
Sports equipment for workout
Bars

Width 1 681 mm
Length 1 681 mm
Height 2 749 mm
Fall height 2 300 mm

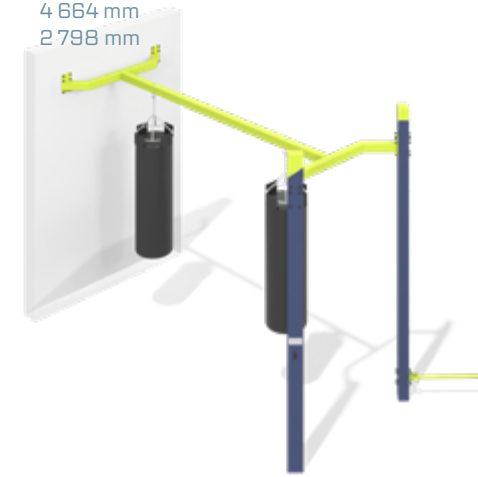
14+ y.o.
CUSTOM



30.121
Freestanding Punching Bag
Stand

Width 2 750 mm
Length 4 664 mm
Height 2 798 mm

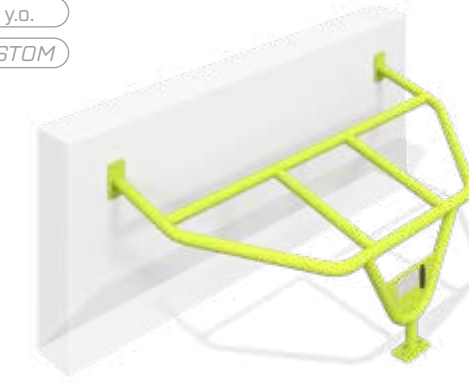
12+ y.o.
CUSTOM



30.119
Push-Up Attachment

Width 799 mm
Length 1 537 mm
Height 678 mm
Fall height 551 mm


12+ y.o.
CUSTOM



30.126
Vertical Extension Bar

Width 1 535 mm
Length 2 508 mm
Height 898 mm

12+ y.o.
CUSTOM



MG4505
Sports equipment for workout
Poles

Width 965 mm
Length 3 205 mm
Height 590 mm
Fall height 490 mm

14+ y.o.
CUSTOM



MG4535
Sports equipment for workout
Poles

Width 7 054 mm
Length 7 983 mm
Height 2 924 mm
Fall height 2 600 mm

14+ y.o.
CUSTOM



30.129
Step stool height 1

Width 640 mm
Length 857 mm
Height 1 664 mm
Fall height 485 mm

12+ y.o.
CUSTOM



30.128
Step stool height 2

Width 640 mm
Length 857 mm
Height 1 394 mm
Fall height 385 mm

12+ y.o.
CUSTOM



30.127
Step stool height 3

Width 640 mm
Length 857 mm
Height 1 094 mm
Fall height 285 mm

12+ y.o.
CUSTOM



ML4502

Double horizontal bar

Width 130 mm
 Length 2 748 mm
 Height 2 594 mm
 Fall height 2 383 mm

14+ y.o.

CUSTOM




ML4503

Triple cascade of horizontal bars

Width 140 mm
 Length 4 040 mm
 Height 1 500 mm
 Fall height 1 263 mm

14+ y.o.

CUSTOM




ML4514

Bench

Width 792 mm
 Length 1 500 mm
 Height 414 mm

14+ y.o.

CUSTOM



ML4515

Bench for abdominal exercises

Width 790 mm
 Length 1 272 mm
 Height 1 500 mm

14+ y.o.

CUSTOM



ML4512

Bars

Width 680 mm
 Length 1 980 mm
 Height 1 500 mm
 Fall height 1 329 mm

14+ y.o.

CUSTOM



ML4513

Double bars at different levels

Width 710 mm
 Length 3 300 mm
 Height 1 500 mm
 Fall height 1 317 mm

14+ y.o.

CUSTOM



ML4532

Workout MG-32

Width 1 420 mm
 Length 4 600 mm
 Height 2 600 mm

14+ y.o.

CUSTOM



ML4525.1

Workout MG-25.1

Width 740 mm
 Length 5 800 mm
 Height 2 630 mm
 Fall height 2 300 mm

14+ y.o.

CUSTOM



ML4522

Two-level handle bar

Width 1 550 mm
 Length 4 340 mm
 Height 2 634 mm
 Fall height 2 591 mm

12+ y.o.

CUSTOM



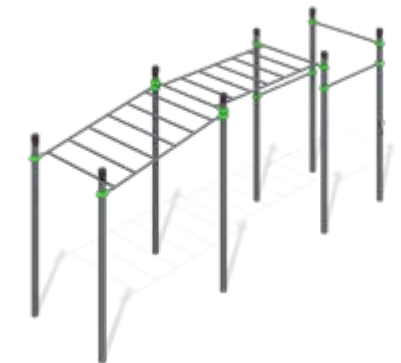
ML4535

Handle bar with lift and horizontal bars

Width 1 420 mm
 Length 5 540 mm
 Height 2 600 mm
 Fall height 2 385 mm

14+ y.o.

CUSTOM



ML4519

Swedish wall

Width 130 mm
 Length 1 458 mm
 Height 2 594 mm
 Fall height 2 357 mm

14+ y.o.

CUSTOM



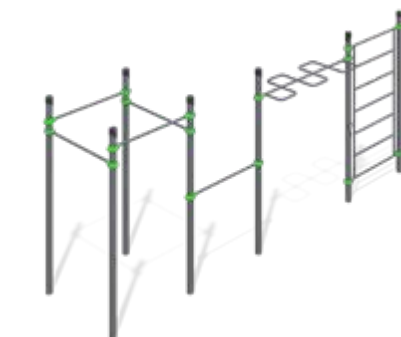
ML4533

Workout MG-33

Width 1 688 mm
 Length 6 012 mm
 Height 2 591 mm
 Fall height 2 354 mm

14+ y.o.

CUSTOM



ML4536

Workout MG-36

Width 2 774 mm
 Length 5 286 mm
 Height 2 591 mm
 Fall height 2 354 mm

14+ y.o.

CUSTOM



ML4541

Workout MG-41

Width 3 163 mm
 Length 7 285 mm
 Height 2 591 mm

14+ y.o.

CUSTOM



ML4525

Workout MG-25

Width 1 976 mm
 Length 3 902 mm
 Height 2 591 mm
 Fall height 2 354 mm

14+ y.o.

CUSTOM



26.004
Bench For rest

Width 758 mm
Length 1 635 mm
Height 554 mm

14+ y.o.
CUSTOM



26.063
Three level bench

Width 808 mm
Length 4 200 mm
Height 1 225 mm

14+ y.o.
CUSTOM



26.032
Workout System LGVO-25

Width 1 926 mm
Length 6 646 mm
Height 2 554 mm

14+ y.o.
CUSTOM



26.003
Workout System Classic double-levelled

Width 1 358 mm
Length 6 646 mm
Height 2 554 mm

14+ y.o.
CUSTOM



26.005
Workout System AB bench

Width 1 466 mm
Length 1 693 mm
Height 1 245 mm
Fall height 1 126 mm

14+ y.o.
CUSTOM



26.030
Workout System Hand walker

Width 594 mm
Length 2 058 mm
Height 2 554 mm


14+ y.o.
CUSTOM



26.050
Workout System Swedish wall

Width 150 mm
Length 1 358 mm
Height 2 554 mm

14+ y.o.
CUSTOM



26.051
Workout System Classic Pullup

Width 150 mm
Length 1 358 mm
Height 2 554 mm

14+ y.o.
CUSTOM



26.056
Workout System Multi-levelled triple

Width 1 196 mm
Length 1 358 mm
Height 2 554 mm

14+ y.o.
CUSTOM



26.006
Workout System Multilevel Pullups

Width 1 358 mm
Length 2 242 mm
Height 2 554 mm
Fall height 2 350 mm


14+ y.o.
CUSTOM



26.046
Workout System Detent

Width 850 mm
Length 2 000 mm
Height 702 mm

14+ y.o.
CUSTOM



26.052
Workout System Pillars

Width 108 mm
Length 808 mm
Height 2 054 mm

14+ y.o.
CUSTOM



26.028
Workout System Bars for push-ups

Width 750 mm
Length 1 358 mm
Height 1 554 mm

14+ y.o.
CUSTOM



26.025
Workout System Double bars for push-ups

Width 860 mm
Length 2 676 mm
Height 1 555 mm
Fall height 1 317 mm

14+ y.o.
CUSTOM



26.026
Workout System Stop with stops for push-up

Width 482 mm
Length 2 382 mm
Height 963 mm

14+ y.o.
CUSTOM



26.013
Workout System Parallel Bars

Width 600 mm
Length 2 040 mm
Height 1 202 mm

14+ y.o.
CUSTOM



26.055

Workout System Multi-levelled double Pullup

Width 260 mm
 Length 2 676 mm
 Height 2 605 mm
 Fall height 2 350 mm

14+ y.o.

CUSTOM



26.058

Workout System Triple cascade

Width 150 mm
 Length 3 774 mm
 Height 2 554 mm

14+ y.o.

CUSTOM



26.059

Workout System LGVO-29

Width 5 582 mm
 Length 6 190 mm
 Height 2 554 mm

14+ y.o.

CUSTOM



26.053

Workout System LGVO-22

Width 2 955 mm
 Length 6 190 mm
 Height 2 554 mm
 Fall height 2 550 mm

14+ y.o.

CUSTOM



26.027

Workout System Classic hand walker

Width 1 468 mm
 Length 4 340 mm
 Height 2 605 mm
 Fall height 2 400 mm

14+ y.o.

CUSTOM




26.002

Workout System Snake hand-walker, Swedish wall and Pullups

Width 1 694 mm
 Length 5 682 mm
 Height 2 554 mm

14+ y.o.

CUSTOM



26.049

Workout System LGVO-21

Width 2 955 mm
 Length 3 420 mm
 Height 2 554 mm
 Fall height mm

14+ y.o.

CUSTOM



26.024

Workout System 5 Pullups and AB bench

Width 2 955 mm
 Length 4 982 mm
 Height 2 554 mm

14+ y.o.

CUSTOM



26.057

Workout System LGVO-26

Width 1 358 mm
 Length 3 450 mm
 Height 2 554 mm

14+ y.o.

CUSTOM



26.054

Workout System LGVO-24

Width 3 512 mm
 Length 3 774 mm
 Height 2 554 mm

14+ y.o.

CUSTOM



26.033

Workout System LGVO-27

Width 3 746 mm
 Length 6 375 mm
 Height 2 554 mm

14+ y.o.

CUSTOM



26.034

Workout System LGVO-28

Width 3 746 mm
 Length 10 507 mm
 Height 2 554 mm

14+ y.o.

CUSTOM



26.007

Workout System LGVO-19

Width 1 893 mm
 Length 3 774 mm
 Height 2 554 mm

14+ y.o.

CUSTOM



26.047

Workout System LGVO-31

Width 3 166 mm
 Length 6 903 mm
 Height 2 554 mm

14+ y.o.

CUSTOM



26.029

Workout System LGVO-13.1

Width 2 955 mm
 Length 3 166 mm
 Height 2 554 mm

14+ y.o.

CUSTOM



26.008

Workout System LGVO-19.1

Width 1 893 mm
 Length 4 374 mm
 Height 2 554 mm

14+ y.o.

CUSTOM



26.003
Workout System
Classic double-levelled

26.052
Workout System Pillars

31.038
Fitness Station Athletic complex
LBUT-03

31.066
Fitness Station 501

26.025
Workout System
Double bars
for push-ups

26.058
Workout System
Triple cascade

26.005
Workout System AB bench



30.077 Children's basketball unit

Width 900 mm
Length 1194 mm
Height 2 558 mm

7-12 y.o.
CUSTOM



30.020 Sports Module Basketball hoop

Width 1 800 mm
Length 2 000 mm
Height 3 900 mm

7+ y.o.
CUSTOM



30.067 Concrete chess table

Width 1 080 mm
Length 1 080 mm
Height 850 mm

CUSTOM



ML6528 Table with chairs Chess

Width 870 mm
Length 2 150 mm
Height 870 mm

1+ y.o.
CUSTOM



30.086 Football goal with basketball backboard

Width 1 000 mm
Length 1 480 mm
Height 2 050 mm

7+ y.o.
CUSTOM



30.083 Basketball unit Giraffe

Width 960 mm
Length 1 561 mm
Height 2 305 mm
Fall height 1 850 mm


3-12 y.o.
CUSTOM



30.091 Concrete tennis table

Width 1 525 mm
Length 2 740 mm
Height 760 mm


CUSTOM



30.069 Concrete teqball table

Width 1 600 mm
Length 3 000 mm
Height 760 mm

CUSTOM



30.037 Vandal-proof tennis table «Tournament»

Width 1 525 mm
Length 2 742 mm
Height 912 mm

14+ y.o.
CUSTOM



30.072 Tennis table (HPL)

Width 1 470 mm
Length 2 582 mm
Height 911 mm

7+ y.o.
CUSTOM



40.066

Fence Meteor h=3.6m, size 15x30

Width 15 040 mm
Length 32 120 mm
Height 3 874 mm

CUSTOM



40.063

Panna football

Width 6 860 mm
Length 6 860 mm
Height 1 894 mm

7-12 y.o.

CUSTOM



ML3608

Children's soccer goal with basketball backboard

Width 1 647 mm
Length 2 070 mm
Height 2 783 mm

3+ y.o.

CUSTOM



30.088

Ice hockey goal

Width 782 mm
Length 1 863 mm
Height 1 242 mm

7-12 y.o.

CUSTOM



30.001

Sports Module Football goals 5 meters youth (pipe d = 89mm, with a net)

Width 1 625 mm
Length 5 180 mm
Height 2 105 mm

14+ y.o.

CUSTOM




30.027

Sports Module Racks with a net

Width 89 mm
Length 10 000 mm
Height 2 550 mm

CUSTOM



40.058

Sports fencing section Meteor with a goal and a basketball shield

Width 2 415 mm
Length 3 040 mm
Height 3 872 mm

CUSTOM



40.022

Meteor

Width 40 mm
Length 2 920 mm
Height 3 600 mm

CUSTOM



38.007

Tribune for 24 seats with aisle

Width 2 338 mm
Length 5 270 mm
Height 1 309 mm

12+ y.o.

CUSTOM

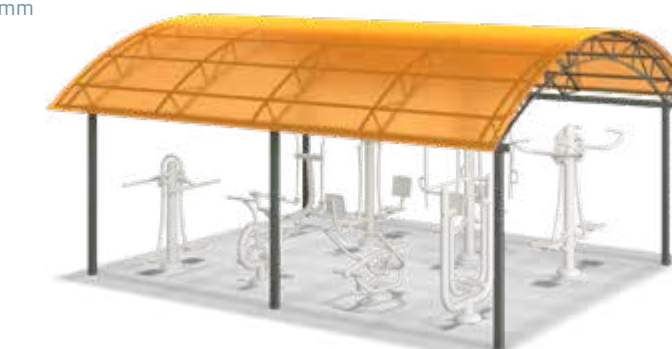


38.001

Canopy 5.5x6 over the fitness equipment

Width 5 530 mm
Length 6 300 mm
Height 3 100 mm

CUSTOM





31.212
Fitness Station 9.12

Width 4 500 mm
Length 5 500 mm
Height 2 800 mm
Fall height 2 840 mm

14+ y.o.
CUSTOM



31.213
Fitness Station 9.13

Width 6 360 mm
Length 6 620 mm
Height 2 800 mm
Fall height 2 850 mm

14+ y.o.
CUSTOM



31.214
Fitness Station 9.14

Width 6 075 mm
Length 11 020 mm
Height 3 500 mm
Fall height 3 500 mm

14+ y.o.
CUSTOM



31.215
Fitness Station 9.15

Width 4 780 mm
Length 8 620 mm
Height 3 000 mm
Fall height 3 210 mm

14+ y.o.
CUSTOM



31.216
Fitness Station 9.16

Width 3 730 mm
Length 5 800 mm
Height 2 830 mm
Fall height 2 830 mm

14+ y.o.
CUSTOM



31.217
Fitness Station

Width 3 383 mm
Length 4 783 mm
Height 3 096 mm

14+ y.o.
CUSTOM



31.067

Fitness Station 500

Width 1 430 mm
 Length 3 175 mm
 Height 2 330 mm
 Fall height 2 220 mm

14+ y.o.

CUSTOM




31.038

Fitness Station Athletic complex LGUT-03

Width 1 095 mm
 Length 2 240 mm
 Height 2 450 mm
 Fall height 2 425 mm

12+ y.o.

CUSTOM



28.021

Youth Fitness Equipment Scout

Width 4 646 mm
 Length 7 232 mm
 Height 1 967 mm
 Fall height 1 850 mm

3+ y.o.

CUSTOM



28.025

Youth Fitness Equipment Ranger

Width 5 711 mm
 Length 8 988 mm
 Height 1 892 mm
 Fall height 1 832 mm

3+ y.o.

CUSTOM



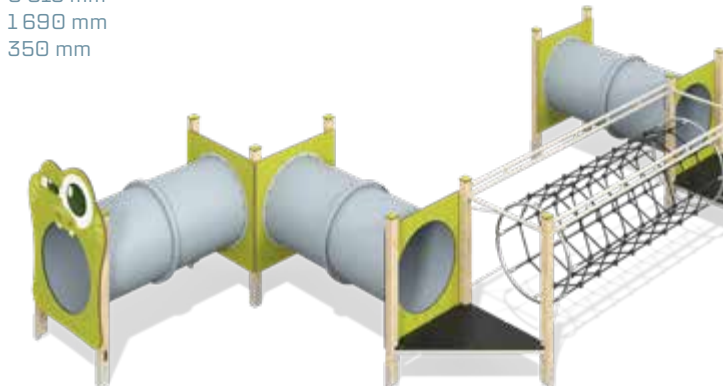
28.036

Youth Fitness Equipment Anaconda

Width 3 710 mm
 Length 6 613 mm
 Height 1 690 mm
 Fall height 350 mm

3+ y.o.

CUSTOM



28.019

Youth Fitness Equipment Climber

Width 3 626 mm
 Length 5 510 mm
 Height 1 960 mm
 Fall height 1 850 mm

3+ y.o.

CUSTOM



31.065

Fitness Station 503

Width 5 071 mm
 Length 6 022 mm
 Height 3 495 mm
 Fall height 2 975 mm

14+ y.o.

CUSTOM



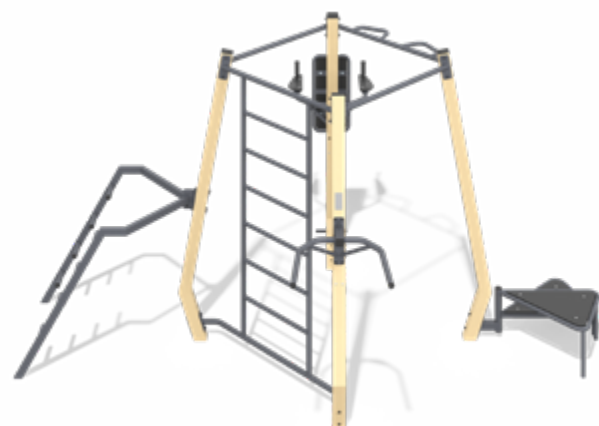
31.066

Fitness Station 501

Width 4 115 mm
 Length 4 118 mm
 Height 2 416 mm
 Fall height 2 321 mm

14+ y.o.

CUSTOM



31.039

Fitness Station 502

Width 5 210 mm
 Length 6 064 mm
 Height 2 416 mm
 Fall height 2 300 mm

14+ y.o.

CUSTOM



RPS-18502

Fitness equipment exercise RPS-18502

Width 3 900 mm
 Length 11 100 mm
 Height 3 500 mm

2+ y.o.

CUSTOM



28.049

Sports and Play System Quest

Width 3 844 mm
 Length 6 076 mm
 Height 3 549 mm
 Fall height 2 675 mm

7+ y.o.

CUSTOM



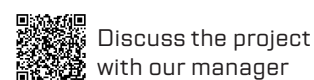
RP-18002

Freestanding Climbing Series Outdoor Playground RP-18002

Width 9 000 mm
 Length 10 000 mm
 Height 2 700 mm

3+ y.o.

CUSTOM



Discuss the project with our manager



Access materials and blueprints

28.027
Youth Fitness Equipment
Olympics

Width 3 090 mm
Length 3 590 mm
Height 1 660 mm
Fall height 1 573 mm

3+ y.o.
CUSTOM



28.028
Youth Fitness Equipment
Master

Width 1 090 mm
Length 1 590 mm
Height 1 660 mm
Fall height 1 573 mm

3+ y.o.
CUSTOM



30.036
Labyrinth Hexagon

Width 1 200 mm
Length 4 200 mm
Height 900 mm

3-12 y.o.
CUSTOM



30.035
Labyrinth Geometry

Width 1 200 mm
Length 3 610 mm
Height 900 mm

3-12 y.o.
CUSTOM



28.031
Youth Fitness Equipment
Movement

Width 1 370 mm
Length 3 870 mm
Height 1 960 mm
Fall height 1 873 mm

3+ y.o.
CUSTOM



28.032
Youth Fitness Equipment
Hero

Width 1 010 mm
Length 4 030 mm
Height 1 060 mm
Fall height 1 060 mm

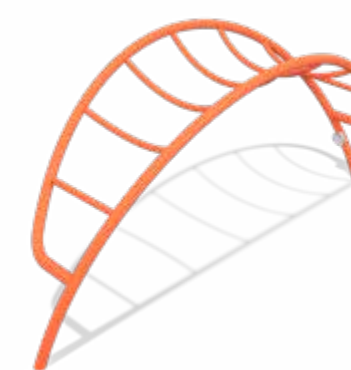
3+ y.o.
CUSTOM



30.057
Liana

Width 949 mm
Length 2 624 mm
Height 1 043 mm
Fall height 1 043 mm

3-6 y.o.
CUSTOM



30.056
Liana

Width 1 298 mm
Length 2 342 mm
Height 807 mm
Fall height 807 mm

3-6 y.o.
CUSTOM



28.035
Youth Fitness Equipment
Goal

Width 2 590 mm
Length 2 590 mm
Height 1 660 mm
Fall height 1 543 mm

3+ y.o.
CUSTOM



28.026
Youth Fitness Equipment
Energy

Width 1 090 mm
Length 2 590 mm
Height 1 060 mm
Fall height 973 mm

3+ y.o.
CUSTOM



30.022
Sports Module Gymnastic log

Width 170 mm
Length 4 000 mm
Height 300 mm
Fall height 300 mm


7-12 y.o.
CUSTOM



30.041
Sports Module Flip

Width 1 136 mm
Length 1 711 mm
Height 580 mm
Fall height 580 mm

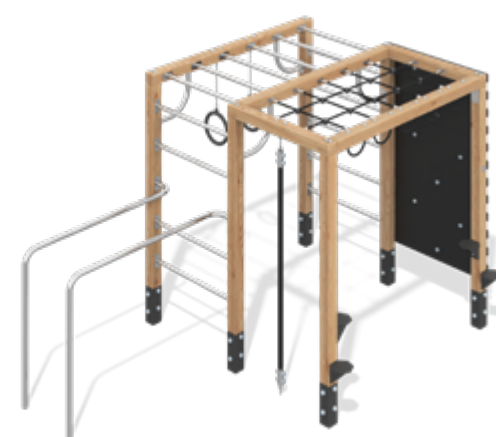
CUSTOM



ML4210
Sports complex

Width 2 304 mm
Length 3 519 mm
Height 2 183 mm
Fall height 2 166 mm

6-12 y.o.
CUSTOM



ML4209
Sports complex

Width 2 096 mm
Length 3 304 mm
Height 2 183 mm
Fall height 2 166 mm


6-12 y.o.
CUSTOM



13.199
Play System Tunnel

Width 1 000 mm
Length 1 655 mm
Height 1 315 mm
Fall height 390 mm

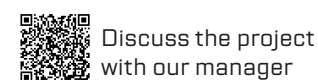
3-12 y.o.
CUSTOM



30.008
Climbing wall

Width 850 mm
Length 1 855 mm
Height 1 624 mm
Fall height 1 287 mm

3-7 y.o.
CUSTOM



Discuss the project with our manager



Access materials and blueprints

31.003

Fitness Station Classic Pullup

Width 80 mm
Length 1 374 mm
Height 2 500 mm

12+ y.o.
CUSTOM



31.002

Fitness Station Gymnastic bars

Width 760 mm
Length 1 374 mm
Height 1 505 mm

12+ y.o.
CUSTOM



31.009

Fitness Station Double Pullup

Width 80 mm
Length 2 580 mm
Height 2 500 mm

12+ y.o.
CUSTOM



31.006

Fitness Station Classic Pullup for children's

Width 80 mm
Length 1 374 mm
Height 1 803 mm

12+ y.o.
CUSTOM



31.010

Fitness Station Triple Pullup

Width 80 mm
Length 3 870 mm
Height 2 500 mm
Fall height 2 500 mm

12+ y.o.
CUSTOM

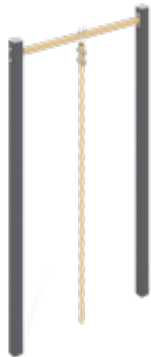


31.005

Fitness Station Gymnastic rope

Width 80 mm
Length 1 330 mm
Height 2 500 mm

12+ y.o.
CUSTOM



31.004

Fitness Station Press for push-ups

Width 80 mm
Length 1 374 mm
Height 605 mm

12+ y.o.
CUSTOM



31.001

Fitness Station Pullups

Width 1 814 mm
Length 2 580 mm
Height 2 500 mm

12+ y.o.
CUSTOM




31.007

Fitness Station Press, Pullup and the Swedish wall

Width 1 330 mm
Length 1 763 mm
Height 2 500 mm
Fall height 2 415 mm

12+ y.o.
CUSTOM





MG3538 Sport equipment

Width 1250 mm
Length 3800 mm
Height 1400 mm
Fall height 400 mm

3-12 y.o.

CUSTOM




MG3518 Sports equipment Crossing

Width 500 mm
Length 3000 mm
Height 2000 mm
Fall height 535 mm

3-12 y.o.

CUSTOM



MG3507 Sport equipment

Width 200 mm
Length 1202 mm
Height 1300 mm
Fall height 568 mm

3-12 y.o.

CUSTOM



MG3533 Sport equipment

Width 550 mm
Length 3000 mm
Height 1500 mm
Fall height 360 mm

3-12 y.o.

CUSTOM



MG3501 Sports equipment Balancing posts curves

Width 830 mm
Length 1940 mm
Height 308 mm
Fall height 308 mm

3+ y.o.

CUSTOM



MG3502 Sports equipment Balance posts

Width 900 mm
Length 2070 mm
Height 320 mm
Fall height 320 mm

3+ y.o.

CUSTOM



24.012 Sports equipment Balancing posts

Width 635 mm
Length 3272 mm
Height 1500 mm
Fall height 1500 mm

3-12 y.o.

CUSTOM



MG3504 Sports equipment Balance posts

Width 827 mm
Length 5514 mm
Height 1505 mm
Fall height 1500 mm

3-12 y.o.

CUSTOM



MG3523.2

Sports equipment

Width 260 mm
Length 700 mm
Height 240 mm
Fall height 240 mm

3+ y.o.
CUSTOM



MG3523.3

Sports equipment

Width 260 mm
Length 1200 mm
Height 240 mm
Fall height 240 mm

3+ y.o.
CUSTOM



MG3514

Sports equipment Crossing

Width 800 mm
Length 1397 mm
Height 1090 mm
Fall height 430 mm

3-12 y.o.
CUSTOM



MG3515

Sports equipment Crossing

Width 848 mm
Length 1158 mm
Height 1109 mm
Fall height 724 mm

3-12 y.o.
CUSTOM



30.172

Stump (Larch) D=200mm

Width 200 mm
Length 200 mm
Height 300 mm
Fall height 300 mm

3-12 y.o.
CUSTOM



MG3526-3

Stump d=400mm

Width 400 mm
Length 400 mm
Height 550 mm
Fall height 300 mm

3-12 y.o.
CUSTOM



MG3519

Sports equipment Crossing

Width 382 mm
Length 1482 mm
Height 2550 mm
Fall height 1615 mm

6-12 y.o.
CUSTOM



MG3516

Sports equipment Crossing

Width 660 mm
Length 1200 mm
Height 1133 mm
Fall height 778 mm

3-12 y.o.
CUSTOM



MG3530

Sports equipment Double log

Width 2523 mm
Length 5000 mm
Height 556 mm
Fall height 556 mm

3-12 y.o.
CUSTOM



MG3531

Sports equipment Triple beam

Width 2190 mm
Length 7530 mm
Height 610 mm
Fall height 365 mm

3-12 y.o.
CUSTOM



MG3529

Sports equipment Log

Width 440 mm
Length 3040 mm
Height 535 mm
Fall height 535 mm

3-12 y.o.
CUSTOM



ML3501

Log

Width 260 mm
Length 2004 mm
Height 496 mm
Fall height 496 mm

3-12 y.o.
CUSTOM



MG3509

Sports equipment Log

Width 550 mm
Length 3500 mm
Height 370 mm
Fall height 365 mm

3-12 y.o.
CUSTOM



MG3512

Sports equipment Log above and below

Width 1317 mm
Length 2805 mm
Height 546 mm
Fall height 546 mm

3+ y.o.
CUSTOM



MG3520

Sports equipment Crossing

Width 484 mm
Length 2248 mm
Height 2805 mm
Fall height 2543 mm

3-12 y.o.
CUSTOM



MG3510

Sports equipment Jumping ladder

Width 2490 mm
Length 3079 mm
Height 1055 mm
Fall height 1000 mm

7+ y.o.
CUSTOM



FS21701

Fitness Equipment

Width 400 mm
Length 1 935 mm
Height 1 756 mm

14+ y.o.

CUSTOM



FS21702

Fitness Equipment

Width 896 mm
Length 1 125 mm
Height 1 306 mm

14+ y.o.

CUSTOM



FS21703

Fitness Equipment

Width 726 mm
Length 1 742 mm
Height 2 256 mm

14+ y.o.

CUSTOM



FS21704

Fitness Equipment

Width 554 mm
Length 995 mm
Height 1 435 mm

14+ y.o.

CUSTOM



FS21705

Fitness Equipment

Width 1 329 mm
Length 1 492 mm
Height 1 256 mm

14+ y.o.

CUSTOM



FS21706

Fitness Equipment

Width 1 185 mm
Length 1 121 mm
Height 1 486 mm

14+ y.o.

CUSTOM



FS21707

Fitness Equipment

Width 619 mm
Length 880 mm
Height 1 715 mm

14+ y.o.

CUSTOM



FS21708

Fitness Equipment

Width 748 mm
Length 763 mm
Height 2 356 mm

14+ y.o.

CUSTOM



FS21801

Fitness Equipment

Width 599 mm
Length 1 002 mm
Height 1 210 mm

14+ y.o.

CUSTOM





FS21802
Fitness Equipment

Width 1 618 mm
Length 1 636 mm
Height 706 mm

14+ y.o.
CUSTOM



FS21803
Fitness Equipment

Width 798 mm
Length 1 330 mm
Height 1 415 mm

14+ y.o.
CUSTOM



FS21804
Fitness Equipment

Width 538 mm
Length 2 200 mm
Height 1 376 mm

14+ y.o.
CUSTOM



FS-A003
Fitness Equipment

Width 724 mm
Length 850 mm
Height 1 400 mm

14+ y.o.
CUSTOM



FS-A005
Fitness Equipment

Width 728 mm
Length 887 mm
Height 1 400 mm

14+ y.o.
CUSTOM



FS-A011
Fitness Equipment

Width 589 mm
Length 673 mm
Height 1 150 mm

14+ y.o.
CUSTOM



FS-A018
Fitness Equipment

Width 720 mm
Length 1 500 mm
Height 950 mm

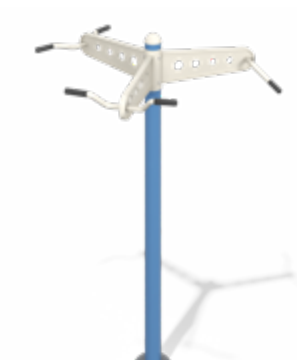
14+ y.o.
CUSTOM



FS-B004
Fitness Equipment

Width 1 374 mm
Length 1 545 mm
Height 2 356 mm

14+ y.o.
CUSTOM



FS-A011
Fitness Equipment

Width 589 mm
Length 673 mm
Height 1 150 mm

14+ y.o.
CUSTOM



31.211
Fitness equipment Bicycle

Width 1 000 mm
Length 1 705 mm
Height 1 470 mm

14+ y.o.
CUSTOM



31.202
Fitness equipment Angled leg press

Width 710 mm
Length 2 750 mm
Height 1 740 mm

14+ y.o.
CUSTOM



31.203
Fitness equipment Bench press

Width 920 mm
Length 2 680 mm
Height 950 mm

14+ y.o.
CUSTOM



FS-21604
Fitness equipment Series FS-21604

Width 1 440 mm
Length 1 610 mm
Height 2 360 mm


14+ y.o.
CUSTOM



FS-21606
Fitness equipment Series FS-21606

Width 860 mm
Length 2 850 mm
Height 2 360 mm

12-14 y.o.
CUSTOM



31.205
Fitness equipment Seated chest press

Width 920 mm
Length 2 290 mm
Height 1 420 mm

14+ y.o.
CUSTOM



31.206
Fitness equipment Shoulder press

Width 920 mm
Length 2 280 mm
Height 1 380 mm

14+ y.o.
CUSTOM



31.208
Fitness equipment Rowing

Width 950 mm
Length 2 090 mm
Height 1 380 mm

14+ y.o.
CUSTOM



FS-21503
Fitness equipment Series FS-21503

Width 860 mm
Length 3 750 mm
Height 2 360 mm

14+ y.o.
CUSTOM



FS-21601
Fitness equipment Series FS-21601

Width 1 600 mm
Length 1 600 mm
Height 2 880 mm

14+ y.o.
CUSTOM



FS-21502
Fitness equipment Series FS-21502

Width 2 920 mm
Length 2 920 mm
Height 2 880 mm


14+ y.o.
CUSTOM



31.204
Fitness equipment Steps and squats

Width 1 160 mm
Length 1 900 mm
Height 1 020 mm

CUSTOM



31.207
Fitness equipment Leg spread

Width 1 390 mm
Length 2 060 mm
Height 1 410 mm

14+ y.o.
CUSTOM



31.209
Fitness equipment Pull from above

Width 1 280 mm
Length 2 970 mm
Height 1 920 mm

14+ y.o.
CUSTOM



Street & Park

High-quality and stylish infrastructure for outdoor relaxation. Ergonomic street furniture transforms public spaces into comfortable and inviting spaces where everyone feels at home.



Thermal Comfort

Our surfaces are engineered to resist overheating in the sun and stay comfortable during cold seasons. The furniture remains pleasant to the touch year-round, ensuring a great user experience in any weather.




Architectural Expression

The modern style of Leber furniture complements both classical parks and futuristic recreation zones. Our solutions add essential functionality and a contemporary touch to any environment.



Social Magnet

A thoughtfully designed environment serves as a natural gathering point, bringing local communities together and creating vibrant spaces for interaction.



Street & Park



34.483
Park Bench

Width 558 mm
Length 1700 mm
Height 853 mm

CUSTOM



34.486
Park Bench

Width 1350 mm
Length 5094 mm
Height 853 mm

CUSTOM



34.445
Park Bench

Width 500 mm
Length 5120 mm
Height 450 mm

CUSTOM



34.126
Park radius bench with tables

Width 4431 mm
Length 7460 mm
Height 745 mm

CUSTOM



34.484
Park Bench

Width 516 mm
Length 1700 mm
Height 560 mm

CUSTOM



34.482
Park Bench

Width 690 mm
Length 2000 mm
Height 405 mm

CUSTOM



34.485
Park Bench

Width 724 mm
Length 2000 mm
Height 750 mm


CUSTOM



34.196
Park bench radius

Width 1514 mm
Length 3904 mm
Height 455 mm

CUSTOM



34.171
Park bench radius

Width 947 mm
Length 3421 mm
Height 455 mm

CUSTOM



ML6517.1
Park sofa

Width 665 mm
Length 1640 mm
Height 770 mm

CUSTOM



ML6520
Park sofa

Width 580 mm
Length 1800 mm
Height 810 mm

CUSTOM



34.478
Park Bench

Width 400 mm
Length 728 mm
Height 453 mm

CUSTOM



34.479
Park Bench

Width 400 mm
Length 2 000 mm
Height 453 mm

CUSTOM



34.151
Park bench (round)

Width 3 000 mm
Length 3 000 mm
Height 450 mm

CUSTOM



ML0519
Swings for the park

Width 620 mm
Length 3 170 mm
Height 2 585 mm

CUSTOM



38.075
Shade canopy

Width 1 950 mm
Length 1 950 mm
Height 2 656 mm

CUSTOM



34.489
Pergola

Width 6 000 mm
Length 6 000 mm
Height 2 652 mm

CUSTOM



38.076
Shade canopy

Width 3 920 mm
Length 3 920 mm
Height 2 660 mm

CUSTOM



ML6602
Square bin

Width 402 mm
Length 410 mm
Height 1 060 mm

CUSTOM



39.118
Bin

Width 390 mm
Length 400 mm
Height 800 mm

CUSTOM



39.126
The Facets of the Future urn

Width 400 mm
Length 400 mm
Height 700 mm

CUSTOM



39.009
Metal bin

Width 480 mm
Length 480 mm
Height 586 mm

CUSTOM



34.047
Canopy Wave

Width 2 000 mm
Length 2 290 mm
Height 2 610 mm

CUSTOM



38.077
Shade canopy from sun

Width 7 000 mm
Length 9 350 mm
Height 3 223 mm

CUSTOM



ML6527
Table with benches

Width 1 680 mm
Length 2 000 mm
Height 770 mm

CUSTOM



39.026
Aluminum Bin

Width 280 mm
Length 490 mm
Height 870 mm

CUSTOM



39.068
Aluminum bin

Width 490 mm
Length 385 mm
Height 1 020 mm

CUSTOM



38.074
Shade canopy

Width 986 mm
Length 2 185 mm
Height 2 313 mm

CUSTOM



38.073
Shade canopy

Width 991 mm
Length 3 126 mm
Height 2 314 mm

CUSTOM



34.125
Horizontal outdoor table (set)

Width 840 mm
Length 1 800 mm
Height 450 mm

CUSTOM



34.446
Flower pots

Width 600 mm
Length 1 200 mm
Height 400 mm

CUSTOM



ML6701
Round flowerpot

Width 700 mm
Length 701 mm
Height 604 mm

CUSTOM




Dog Park Modules

Dedicated spaces for active exercise and agility training. These zones provide a safe outlet for pets to release energy, while owners can relax in a clean, organized, and comfortable urban environment.



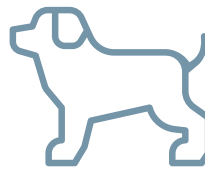
Dog Agility Standards

From balance beams to tunnels, our equipment is engineered according to canine physiology and behavior patterns across various breeds. Every element is designed to support healthy physical development.



Modern Park Aesthetics

Stylish training modules combined with contemporary fencing and specialized furniture ensure the area remains visually appealing and easy to maintain. We turn a functional zone into an aesthetic part of the city.



Strategic Zoning

A well-planned layout and a wide variety of obstacles allow multiple owners and their pets to exercise simultaneously. This thoughtful approach manages the flow of movement, ensuring a safe and organized environment for everyone even during peak hours.



Dog Park Modules





35.035
Canopy

35.056
Photo zone

35.032
Dog Playground Rings

35.039
The bench

35.041
Stairs for dogs

35.057
Obstacle course-2

35.045
Poles for dog
playgrounds


35.029
Barrier for dogs

Width 100 mm
Length 2 053 mm
Height 1 007 mm




35.032
Dog Playground Rings

Width 80 mm
Length 1 530 mm
Height 1 500 mm




35.037
Obstacle course for dogs

Width 900 mm
Length 4 100 mm
Height 695 mm




35.057
Obstacle course-2

Width 600 mm
Length 3 334 mm
Height 91 mm




35.045
Poles for dog playgrounds

Width 310 mm
Length 5 000 mm
Height 1 000 mm



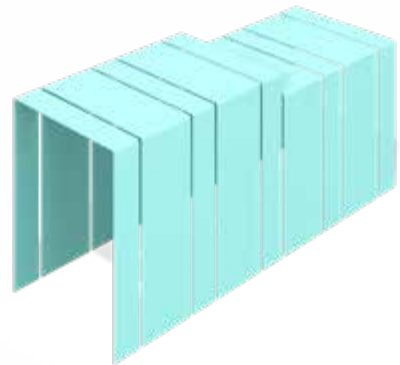
35.042
Stairs for dogs

Width 440 mm
Length 3 392 mm
Height 994 mm




35.075
Tunnel for dogs

Width 700 mm
Length 1 980 mm
Height 828 mm



35.043
Tunnel for dogs

Width 1 657 mm
Length 4 875 mm
Height 828 mm



35.033
Fencing for dog playgrounds

Width 90 mm
Length 1 620 mm
Height 1 262 mm



35.036
Catwalk for dogs

Width 840 mm
Length 900 mm
Height 350 mm




35.039
The bench

Width 500 mm
Length 1 300 mm
Height 450 mm




35.038
Dog Ramp

Width 440 mm
Length 6 054 mm
Height 994 mm



35.044
A springboard for dogs

Width 440 mm
Length 6 796 mm
Height 994 mm



35.034
Podium-2

Width 574 mm
Length 778 mm
Height 1 079 mm




35.056
Photo zone

Width 574 mm
Length 1 462 mm
Height 1 111 mm




35.035
Canopy

Width 1 770 mm
Length 4 740 mm
Height 3 453 mm



35.041
Stairs for dogs

Width 300 mm
Length 1 554 mm
Height 520 mm



35.046
An urn for a dog playground

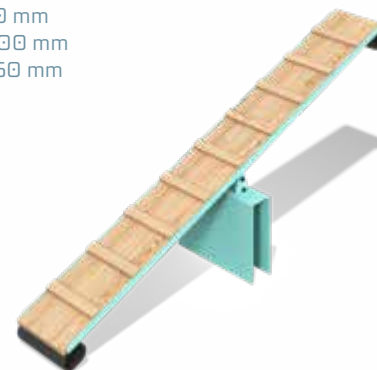
Width 200 mm
Length 310 mm
Height 1 300 mm



35.031
Balancer for dogs

Width 600 mm
Length 2 800 mm
Height 1 050 mm

CUSTOM





35.055
Fence for Dog Parks
(without posts)

35.062
Dog Tunnel, Type 1

35.060
Logs for Dogs

35.058
Post with Leash
Attachments

35.059
Post with Ropes

35.063
Dog Tunnel, Type 2

35.054
Bench with a backrest

35.053
Dog Agility Maze

35.052
Dog Jump Rings

35.064
Dog Weave Poles,
Type 2

35.049
Dog Barrier, Type 2

35.061
Stumps for Dogs

35.048
Dog Barrier,
Type 1

35.073
Dog Seesaw

Width 660 mm
Length 2 400 mm
Height 1 060 mm



35.066
Canopy Large

Width 1 331 mm
Length 4 392 mm
Height 2 600 mm



35.068
Bench-3

Width 960 mm
Length 2 015 mm
Height 725 mm




35.067
Bench-1

Width 670 mm
Length 2 000 mm
Height 505 mm



35.071
Tunnel-1

Width 1 600 mm
Length 5 545 mm
Height 850 mm



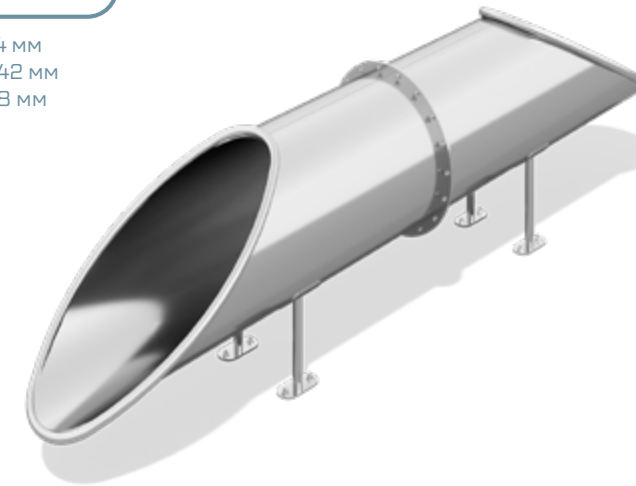
35.061
Stumps for Dogs

Width 400 mm
Length 1 776 mm
Height 824 mm



35.021
Inclined tunnel for dogs 450 mm

Width 454 mm
Length 2 742 mm
Height 608 mm



35.022
Inclined tunnel for dogs 450 mm

Width 454 mm
Length 2 242 mm
Height 608 mm



35.053
Dog Agility Maze

Width 1 345 mm
Length 3 600 mm
Height 1 436 mm




35.072
Posts

Width 340 mm
Length 3 465 mm
Height 1 045 mm



35.070
Dog Enclosure Gate

Width 203 mm
Length 1 900 mm
Height 2 000 mm



35.070
Dog Enclosure Gate

Width 203 mm
Length 1 900 mm
Height 2 000 mm



Dog Park Modules

35.004

Wall jumps


Width 55 mm
Length 910 mm
Height 1 523 mm



35.003

Maze for dogs

Width 1 300 mm
Length 5 100 mm
Height 823 mm



35.047

Agility tire jump

Width 153 mm
Length 1 500 mm
Height 1 625 mm



35.007

Dog crawl tunnel 1.5m

Width 890 mm
Length 1 515 mm
Height 1 005 mm



35.011

High hound hurdles

Width 55 mm
Length 1 000 mm
Height 753 mm



35.015

Low hound hurdles

Width 52 mm
Length 1 000 mm
Height 322 mm



35.016

Entrance arch for dog parks


Width 75 mm
Length 1 500 mm
Height 2 505 mm



35.018

Dog crawl tunnel 3m

Width 890 mm
Length 3 015 mm
Height 1 005 mm





35.028
Seesaw for dog

Width 590 mm
Length 2 400 mm
Height 870 mm




35.010
Dog hill climb

Width 424 mm
Length 3 510 mm
Height 1 273 mm



35.017
Whippet walk

Width 424 mm
Length 7 110 mm
Height 1 275 mm




35.014
Adjustable jump bar

Width 280 mm
Length 916 mm
Height 823 mm



35.009
Low wait table for dogs

Width 618 mm
Length 618 mm
Height 165 mm



35.020
High wait table for dogs

Width 618 mm
Length 1 218 mm
Height 650 mm



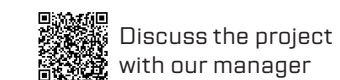
35.025
Obstacle for dogs. Type 2.
Hemp

Width 300 mm
Length 2 000 mm
Height 470 mm



35.024
Obstacle for dogs. Type 3.
Rings

Width 150 mm
Length 2 744 mm
Height 1 200 mm



Discuss the project with our manager



Access materials and blueprints



Leber Furniture

We manufacture functional, durable, and visually cohesive furniture for public, play, and workspaces. Every piece is designed for real-world use: high-strength materials, precision assembly, and smart engineering ensure long-lasting comfort and reliability.

Leber Furniture is more than just a collection of individual items—it is a versatile system that integrates seamlessly into any environment, from residential yards and parks to public zones and interiors. Our solutions work perfectly as standalone pieces or as part of integrated, large-scale landscape projects.

All design, manufacturing, and quality control are managed entirely in-house. This allows us to adapt our solutions to your specific project needs—adjusting form, materials, and colors—while maintaining a consistent design code and our signature high standards of execution.



Leber
Furniture





**Al Fattan Down Town - 32d St -
Al Satwa - ohmydesk 222 office**

leber.group

+971 56 796 2427

mail@leber.group

Approved for print: 13.03.2026.

All images and photographs featured in this catalog are the property of Leber LLC and may not be used without the prior written consent of the copyright holder.
For licensing inquiries: law@leber.ru

LEBER

